PROJECT 10073 RECORD

1. DATE - TIME GROUP 19 October 65 19/2030Z	2. LOCATION Vero Beach, Florida
3. SOURCE Civilian	10. CONCLUSION BALLOON
4. NUMBER OF OBJECTS One	
5. LENGTH OF OBSERVATION 4 minutes	11. BRIEF SUMMARY AND ANALYSIS Object was described as a large silver lightbulb-shaped balloon. Disappearance was made by exploding. Fragments and valve were picked up by power company men who had been alarmed. Couldn't understand why there was a power shortage. Fragments of the balloon had landed on the wires.
6. TYPE OF OBSERVATION Ground-Visual	
7. COURSE East	
8. PHOTOS ☐ Yes ☒ No	
9. PHYSICAL EVIDENCE ☒ Yes ☐ No	

FORM
FTD SEP 63 0-329 (TDE) Previous editions of this form may be used.

Vero Beach Balloon

DEC - 8 1965

Mrs. Hunt/man/SAFOICC/71128/7 Dec 65

Dear Mrs. [redacted]

The balloon which was recovered near Vero Beach, Florida, was manufactured by the G. T. Schjeldahl Company, Northfield, Minnesota. This particular balloon was probably launched from Cape Kennedy in preparation for the Gemini 6 launch.

The Schjeldahl Company has supplied approximately 1500 of these metalized mylar plastic balloons to the Marshall Space Jet Center at Huntsville, Alabama, for launch at Cape Kennedy. They are meteorological balloons which collect data on temperature, pressure, and density of the atmosphere prior to a launch. Balloons of this type are launched as frequently as every 5 minutes during the last hour of the countdown. Most of these balloons probably end up over the water due to prevailing winds.

Sincerely,

JOHN P. SPAULDING
Lt Colonel, USAF
Chief, Civil Branch
Community Relations Division
Office of Information

Mr[redacted]

Vero Beach, Florida

SYMBOL	1.	2.	3.	4.	5.
AND					
OF					

Record cy - SAFOI-2
Comptr cy - SAFOI-2
Reader cy - SAFOI-2
Activity cy - SAFOI-2
Starback

HEADQUARTERS
FOREIGN TECHNOLOGY DIVISION
AIR FORCE SYSTEMS COMMAND
UNITED STATES AIR FORCE
WRIGHT-PATTERSON AIR FORCE BASE, OHIO

REPLY TO
ATTN OF: TDEW/UFO

DEC 2 1965

SUBJECT: Balloon, Vero Beach

TO: Hq USAF SAFOICC (Mrs Hunt)

Reference the balloon which was recovered at Vero Beach, Florida. It can be stated that the balloon was manufactured by the G T Schjeldahl Company, Northfield, Minnesota. This particular balloon was probably launched from Cape Kennedy just prior to the Gemini 6 mission. The Schjeldahl Company has supplied approximately 1,500 of these metallic mylar balloons to the Marshall Space Center for launch at the Cape. These are meteorlogical balloons which collect information on temperature, pressure, and density of the atmosphere prior to a launch. At times, some of these balloons are launched as frequently as every five minutes during the last hour of the countdown in order to obtain data on wind direction and velocity. Most of these balloons would probably end up over the water due to the prevailing winds.

FOR THE COMMANDER

Eric T. de Jonckheere

ERIC T de JONCKHEERE, Colonel, USAF
Deputy for Technology and Subsystems

YOU - THE NUCLEUS OF SECURITY!

The News Tribune
FORT PIERCE, FLORIDA

[redacted]

Nov. 24, 1965

MI[redacted]s
[redacted]
Washington, D.C.

Dear Miss[redacted]

Got my aluminum "light Bulb" back from Wright-Patterson Air Base, but no explanation of whose, from whence, whither headed, or why.

Not to mention what it is.

May I expect a report on same from your office?

Very sincerely yours,

THE NEWS TRIBUNE
[redacted]

Clippings enclosed

[redacted]

VERO BEACH
NOV 24
1965
PM
FLA.

MISS SARA HUNT
Community Relations
SAFOI
Pentagon,
Washington, D. C.

MEMO FOR THE RECORD

BALLOON:

1. Wallops Island, NASA, is conducting a series of tests, using blimp-like ballonns in an experimental project. Balloons are manufactured by the G.T. Schjeldahl Co (Schell-dahl) of Northfield, Minnesota. The balloons are blimp shaped, 13.7 to 16.5 feet long, four inches in diameter, metalized mylar plastic, and the balloon has 3 inflated fins off the tail. Balloon can drift for several hundred miles, depending on winds. Balloons have serial numbers, and DR= Design Release Numbers.

2. The G.T. Schjeldahl Co also manufactures another type balloon. This balloon is approximately two meters in diameter(sphere), megalized mylar plastic, and has 3" high projection horns, spikes, reflectors for radar tracking. Used to measure wind velocity before a launch. Have supplied 1500 of these balloons to the Marshall Space Center.

October 26, 1965

The Langley Research Center is conducting a research project with experimental balloons at Wallops. The manufacturer of these balloons is the G. T. Schjeldahl Company, Northfield, Minn. A series of six of these balloons are being launched in the current tests.

The balloon is shaped like a blimp 13.7 to 16.5 feet long and about 4 feet in diameter. It has 3 fins off the tail which are also inflated. It is made of metalized mylar plastic.

One was launched October 19, two were launched October 20, one on October 25, and the other two in the series may be launched today.

One of these balloons launched last week landed inland about 25 miles (air miles) from Wallops Island and generated a flurry of public interest.

The Air Force UFO Information Office at the Pentagon called this morning and they had been interrogated about a balloon which struck a power line in Bero Beach, Florida, and exploded. They wondered if it might have been launched at Wallops. The project people said it was most unlikely that any balloon launched at Wallops would drift that far, but not impossible. They also felt that the Bero Beach balloon was probably one launched at the Cape in connection with the Gemini 6 mission. The Schjeldahl Company representative said they have supplied about 1500 2-meter metalized mylar plastic balloons to Huntsville for launch at the Cape, and the Bero Beach balloon may have been one of these. However, the Air Force UFO Office said they understood the Bero Beach balloon was shaped like a light bulb.

The project people here feel that persons finding balloons should, if they want to find out where they came from, write the company, giving the serial number and the Design Release number on the balloon.

U.S. AIR FORCE TECHNICAL INFORMATION

This questionnaire has been prepared so that you can give the U.S. Air Force as much information as possible concerning the unidentified aerial phenomenon that you have observed. Please try to answer as many questions as you possibly can. The information that you give will be used for research purposes. Your name will *not* be used in connection with any statements, conclusions, or publications without your permission. We request this personal information so that if it is deemed necessary, we may contact you for further details.

1. When did you see the object?

19 / 2nd (Day) — Oct (Month) — 65 (Year)

2. Time of day: 5 (Hour) — 30 (Minutes)

(Circle One): A.M. or P.M.

3. Time Zone:

(Circle One): a. Eastern
b. Central
c. Mountain
d. Pacific
e. Other _____

(Circle One): a. Daylight Saving
b. Standard

4. Where were you when you saw the object?

[redacted] (Nearest Postal Address) — New Bedford (City or Town) — Ma (State or County)

5. How long was object in sight? (Total Duration) _____ Hours — 4 Minutes — _____ Seconds

a. Certain
b. Fairly certain
c. Not very sure
d. Just a guess

5.1 How was time in sight determined? 6 lines on every hour from phone estimate until explode

5.2 Was object in sight continuously? Yes X No ____

6. What was the condition of the sky?

DAY
a. Bright
b. Cloudy

NIGHT
a. Bright
b. Cloudy

7. IF you saw the object during DAYLIGHT, where was the SUN located as you looked at the object?

(Circle One): a. In front of you
b. In back of you
c. To your right
d. To your left
e. Overhead
f. Don't remember

FORM
FTD OCT 62 164 This form supersedes FTD 164, jul 61, which is obsolete.

8. IF you saw the object at NIGHT, what did you notice concerning the STARS and MOON?

8.1 STARS *(Circle One)*:

a. None
b. A few
c. Many
d. Don't remember

N/A

8.2 MOON *(Circle One)*:

a. Bright moonlight
b. Dull moonlight
c. No moonlight – pitch dark
d. Don't remember

9. What were the weather conditions at the time you saw the object?

CLOUDS *(Circle One)*:

a. Clear sky
b. Hazy
c. Scattered clouds
d. Thick or heavy clouds

WEATHER *(Circle One)*:

a. Dry
b. Fog, mist, or light rain
c. Moderate or heavy rain
d. Snow
e. Don't remember

10. The object appeared: *(Circle One)*:

a. Solid
b. Transparent
c. Vapor
d. As a light
e. Don't remember

a silver balloon

11. If it appeared as a light, was it brighter than the brightest stars? *(Circle One)*:

a. Brighter
b. Dimmer
c. About the same
d. Don't know

11.1 Compare brightness to some common object:

_____

12. The edges of the object were:

(Circle One):
a. Fuzzy or blurred
b. Like a bright star
c. Sharply outlined
d. Don't remember
e. Other _____

13. Did the object: *(Circle One for each question)*

a. Appear to stand still at any time?	Yes	No	Don't know
b. Suddenly speed up and rush away at any time?	Yes	No	Don't know
c. Break up into parts or explode?	Yes	No	Don't know
d. Give off smoke? blue flash	Yes	No	Don't know
e. Change brightness?	Yes	No	Don't know
f. Change shape?	Yes	No	Don't know
g. Flash or flicker?	Yes	No	Don't know
h. Disappear and reappear?	Yes	No	Don't know

14. Did the object disappear while you were watching it? If so, how?

it exploded

15. Did the object move behind something at any time, particularly a cloud?

(Circle One): Yes (No) Don't Know. IF you answered YES, then tell what it moved behind: _____

16. Did the object move in front of something at any time, particularly a cloud?

(Circle One): Yes (No) Don't Know. IF you answered YES, then tell what in front of: _____

17. Tell in a few words the following things about the object:

a. Sound no great explosion (boom) it hit the ground

b. Color silver (aluminum)

18. We wish to know the angular size. Hold a match stick at arm's length in line with a known object and note how much of the object is covered by the head of the match. If you had performed this experiment at the time of the sighting, how much of the object would have been covered by the match head?

size of large double doors

19. Draw a picture that will show the shape of the object or objects. Label and include in your sketch any details of the object that you saw such as wings, protrusions, etc., and especially exhaust trails or vapor trails. Place an arrow beside the drawing to show the direction the object was moving.



20. Do you think you can estimate the speed of the object?

(Circle One) Yes (No) pretty rapid

IF you answered YES, then what speed would you estimate? _____

21. Do you think you can estimate how far away from you the object was? 1½ mi [illegible] from [illegible] to

(Circle One) Yes No

IF you answered YES, then how far away would you say it was? 100 ft from observer

22. Where were you located when you saw the object? (Circle One):

a. Inside a building
b. In a car
c. Outdoors
d. In an airplane (type)
e. At sea
f. Other _____

23. Were you (Circle One)

a. In the business section of a city?
b. In the residential section of a city?
c. In open countryside?
d. Near an airfield?
e. Flying over a city?
f. Flying over open country?
g. Other _____

24. IF you were MOVING IN AN AUTOMOBILE or other vehicle at the time, then complete the following questions:

24.1 What direction were you moving? (Circle One)

a. North c. East e. South g. West
b. Northeast d. Southeast f. Southwest h. Northwest

24.2 How fast were you moving? 35 miles per hour.

24.3 Did you stop at any time while you were looking at the object?

(Circle One) (Yes) No

25. Did you observe the object through any of the following?

a. Eyeglasses	Yes	No	e. Binoculars	Yes	No
b. Sun glasses	Yes	No	f. Telescope	Yes	No
c. Windshield	Yes	No	g. Theodolite	Yes	No
d. Window glass	Yes	No	h. Other _____		

26. In order that you can give as clear a picture as possible of what you saw, describe in your own words a common object or objects which, when placed up in the sky, would give the same appearance as the object which you saw.

large yellow light bulb shaped balloon

27. In the following sketch, imagine that you are at the point shown. Place an "A" on the curved line to show how high the object was above the horizon (skyline) when you *first* saw it. Place a "B" on the same curved line to show how high the object was above the horizon (skyline) when you *last* saw it. Place an "A" on the compass when you *first* saw it. Place a "B" on the compass where you *last* saw the object.

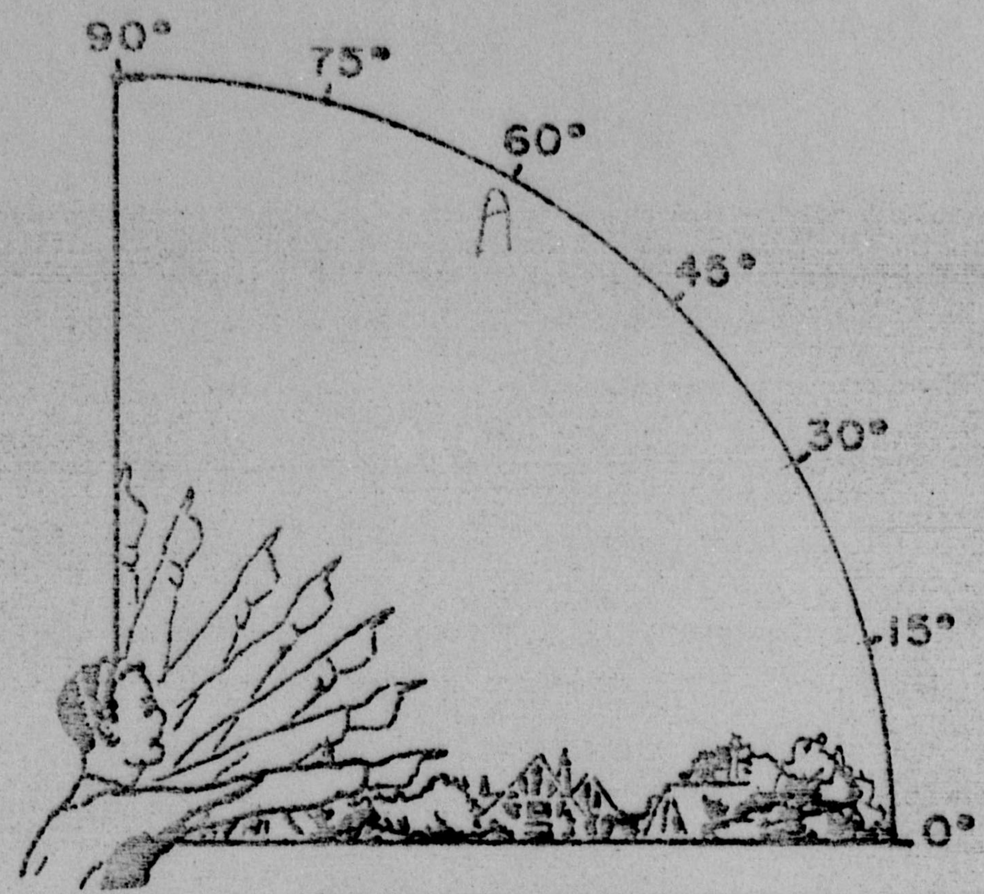

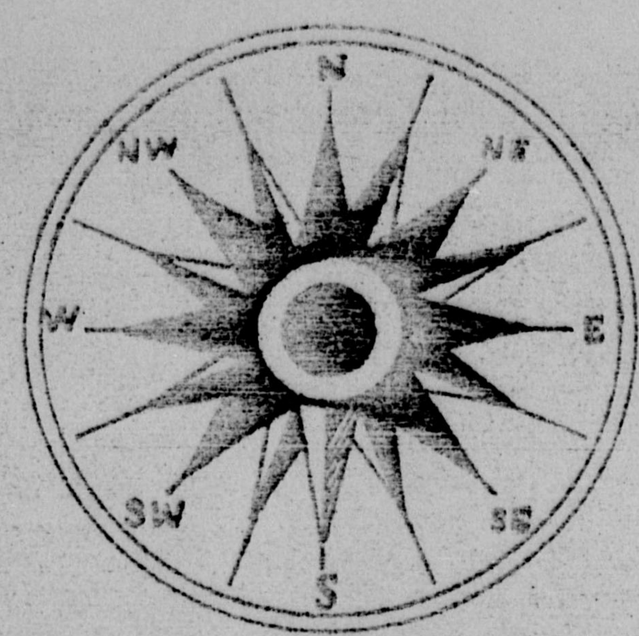

28. Draw a picture that will show the motion that the object or objects made. Place an "A" at the beginning of the path, a "B" at the end of the path, and show any changes in direction during the course.

29. IF there was MORE THAN ONE object, then how many were there? _____ 1 _____

Draw a picture of how they were arranged, and put an arrow to show the direction that they were traveling.

30. Have you ever seen this, or a similar object before. If so give date or dates and location.

No

31. Was anyone else with you at the time you saw the object? *(Circle One)* Yes No

31.1 IF you answered YES, did they see the object too? *(Circle One)* Yes No

31.2 Please list their names and addresses:

[redacted]

32. Please give the following information about yourself:

NAME [redacted]
Last Name First Name Middle Name

ADDRESS [redacted] Zone State
Street City

TELEPHONE NUMBER [redacted] AGE 18 SEX M

Indicate any additional information about yourself, including any special experience, which might be pertinent.

Student

33. When and to whom did you report that you had seen the object? SAFO I.C.

20	Oct	65
Day	Month	Year

34. Date you completed this questionnaire: 22 (Day) Oct (Month) 65 (Year)

35. Information which you feel pertinent and which is not adequately covered in the specific points of the questionnaire or a narrative explanation of your sighting.

fragments + value were picked up by pan as men ends had been alarmed + realized unbelievable only they had a pan shortage + felt + offered all 3 phases of the line - power was momentarily interrupted and almost pulled down the feeder for the mobile north bound system that was recent dispatched in expanded - described fabric "I wish you could see it" He indicated if it had the lines of the pan plant it would throw it down.

[redacted]

perpendicular

name or value - [redacted]

I think this day
phone - re the bill
this in Verd Beach Re