PROJECT 10073 RECORD CARD

1. DATE	2. LOCATION	12. CONCLUSIONS
26 Dec 1963	Dayton, Ohio	☐ Was Balloon ☐ Probably Balloon ☐ Possibly Balloon
3. DATE-TIME GROUP Local 1815 GMT 26/2315Z	4. TYPE OF OBSERVATION ☒ Ground-Visual TX ☐ Ground-Radar ☐ Air-Visual ☐ Air-Intercept Radar	☐ Was Aircraft ☐ Probably Aircraft ☐ Possibly Aircraft
5. PHOTOS ☐ Yes X☐ No	6. SOURCE civilian	☐ Was Astronomical ☐ Probably Astronomical ☐ Possibly Astronomical
7. LENGTH OF OBSERVATION 15 minutes	8. NUMBER OF OBJECTS 1 / 9. COURSE NW - SE	☒ Other Satellite ECHO I ☐ Insufficient Data for Evaluation ☐ Unknown

10. BRIEF SUMMARY OF SIGHTING

Dual shaped obj observed from downtown. Blue cast to obj/ Fuzzy. Flashed twice crossed zenith from NW to SE. 15 min flight. Also observed through TX.

11. COMMENTS

ECHO grossed over Dayton heading SE. at 68 elev at 0605.

U.S. AIR FORCE TECHNICAL INFORMATION

This questionnaire has been prepared so that you can give the U.S. Air Force as much information as possible concerning the unidentified aerial phenomenon that you have observed. Please try to answer as many questions as you possibly can. The information that you give will be used for research purposes. Your name will not be used in connection with any statements, conclusions, or publications without your permission. We request this personal information so that if it is deemed necessary, we may contact you for further details.

1. When did you see the object?

26 (Day) DEC (Month) 63 (Year)

2. Time of day: 18 (Hour) 15 (Minutes)

(Circle One): A.M. or P.M.

3. Time Zone:

(Circle One): a. Eastern
b. Central
c. Mountain
d. Pacific
e. Other _____

(Circle One): a. Daylight Saving
b. Standard

4. Where were you when you saw the object?

[redacted] (Nearest Postal Address) DAYTON (City or Town) OHIO (State or County)

5. How long was object in sight? (Total Duration) _____ Hours 15 Minutes _____ Seconds

a. Certain
b. Fairly certain
c. Not very sure
d. Just a guess

5.1 How was time in sight determined? ESTIMATED

5.2 Was object in sight continuously? Yes ✓ No _____

6. What was the condition of the sky?

DAY	NIGHT
a. Bright	a. Bright
b. Cloudy	b. Cloudy

7. IF you saw the object during DAYLIGHT, where was the SUN located as you looked at the object?

(Circle One): a. In front of you
b. In back of you
c. To your right
d. To your left
e. Overhead
f. Don't remember

FTD FORM OCT 62 164 This form supersedes FTD 164, Jul 61, which is obsolete.

8. IF you saw the object at NIGHT, what did you notice concerning the STARS and MOON?

8.1 STARS (*Circle One*):

a. None
b. A few
c. Many
d. Don't remember

8.2 MOON (*Circle One*):

a. Bright moonlight
b. Dull moonlight
c. No moonlight – pitch dark
d. Don't remember

9. What were the weather conditions at the time you saw the object?

CLOUDS (*Circle One*):

a. Clear sky
b. Hazy
c. Scattered clouds
d. Thick or heavy clouds

WEATHER (*Circle One*):

a. Dry
b. Fog, mist, or light rain
c. Moderate or heavy rain
d. Snow
e. Don't remember

10. The object appeared: (*Circle One*):

a. Solid
b. Transparent
c. Vapor
d. As a light
e. Don't remember

11. If it appeared as a light, was it brighter than the brightest stars? (*Circle One*):

a. Brighter
b. Dimmer
c. About the same
d. Don't know

11.1 Compare brightness to some common object:

_____

12. The edges of the object were:

(*Circle One*): a. Fuzzy or blurred
b. Like a bright star
c. Sharply outlined
d. Don't remember
e. Other _____

13. Did the object: (*Circle One for each question*)

a. Appear to stand still at any time?	Yes	No	Don't know
b. Suddenly speed up and rush away at any time?	Yes	No	Don't know
c. Break up into parts or explode?	Yes	No	Don't know
d. Give off smoke?	Yes	No	Don't know
e. Change brightness?	Yes	No	Don't know
f. Change shape?	Yes	No	Don't know
g. Flash or flicker?	Yes	No	Don't know
h. Disappear and reappear?	Yes	No	Don't know

14. Did the object disappear while you were watching it? If so, how?

No

15. Did the object move behind something at any time, particularly a cloud?

(Circle One): Yes No Don't Know. IF you answered YES, then tell what it moved behind: _____

16. Did the object move in front of something at any time, particularly a cloud?

(Circle One): Yes No Don't Know. IF you answered YES, then tell what in front of: _____

17. Tell in a few words the following things about the object:

a. Sound NONE

b. Color BLUE CAST

18. We wish to know the angular size. Hold a match stick at arm's length in line with a known object and note how much of the object is covered by the head of the match. If you had performed this experiment at the time of the sighting, how much of the object would have been covered by the match head?

½ size of match head when viewed by 60 power telescope

19. Draw a picture that will show the shape of the object or objects. Label and include in your sketch any details of the object that you saw such as wings, protrusions, etc., and especially exhaust trails or vapor trails. Place an arrow beside the drawing to show the direction the object was moving.

oval shaped

20. Do you think you can estimate the speed of the object?

(Circle One) Yes No

IF you answered YES, then what speed would you estimate? _____

21. Do you think you can estimate how far away from you the object was?

(Circle One) Yes No

IF you answered YES, then how far away would you say it was? _____

22. Where were you located when you saw the object? (Circle One):

a. Inside a building
b. In a car
c. Outdoors
d. In an airplane (type)
e. At sea
f. Other _____

23. Were you (Circle One)

a. In the business section of a city?
b. In the residential section of a city?
c. In open countryside?
d. Near an airfield?
e. Flying over a city?
f. Flying over open country?
g. Other _____

24. IF you were MOVING IN AN AUTOMOBILE or other vehicle at the time, then complete the following questions:

24.1 What direction were you moving? (Circle One)

a. North c. East e. South g. West
b. Northeast d. Southeast f. Southwest h. Northwest

24.2 How fast were you moving? _____ miles per hour.

24.3 Did you stop at any time while you were looking at the object?

(Circle One) Yes No

25. Did you observe the object through any of the following?

a. Eyeglasses	Yes	No	e. Binoculars	Yes	No
b. Sun glasses	Yes	No	f. Telescope	Yes	No
c. Windshield	Yes	No	g. Theodolite	Yes	No
d. Window glass	Yes	No	h. Other _____		

26. In order that you can give as clear a picture as possible of what you saw, describe in your own words a common object or objects which, when placed up in the sky, would give the same appearance as the object which you saw.

27. In the following sketch, imagine that you are at the point shown. Place an "A" on the curved line to show how high the object was above the horizon (skyline) when you *first* saw it. Place a "B" on the same curved line to show how high the object was above the horizon (skyline) when you *last* saw it. Place an "A" on the compass when you *first* saw it. Place a "B" on the compass where you *last* saw the object.

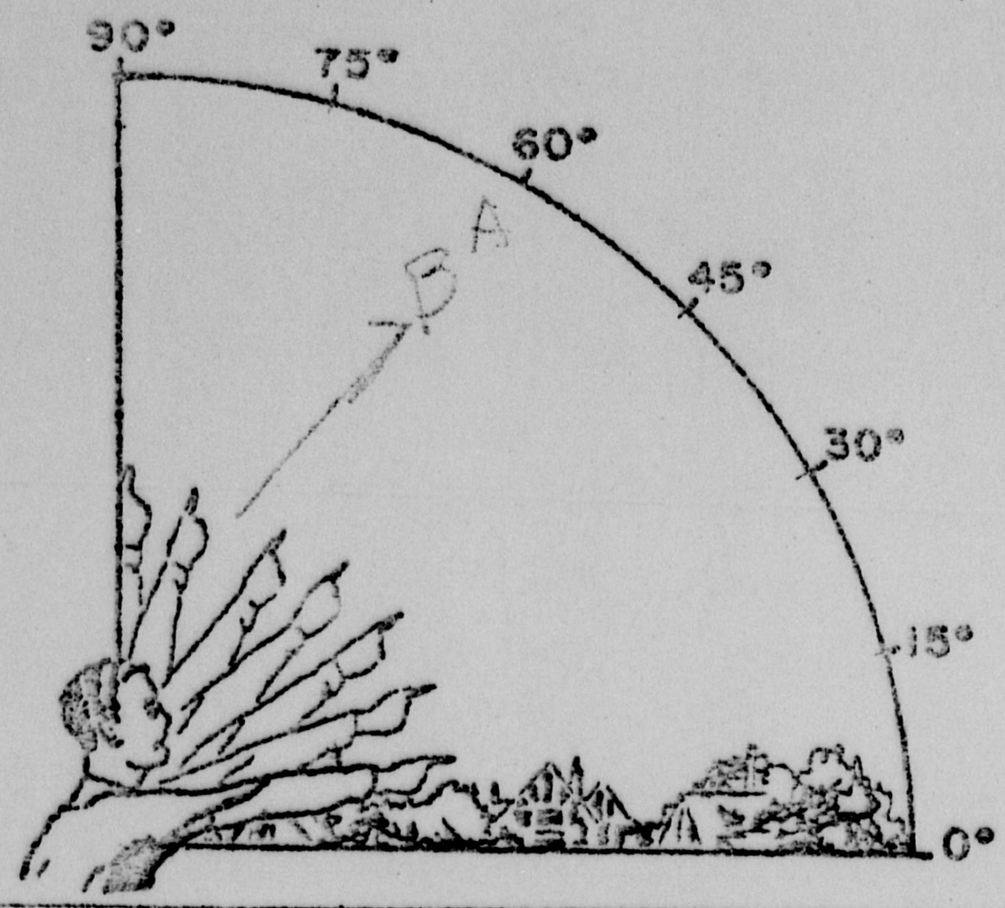

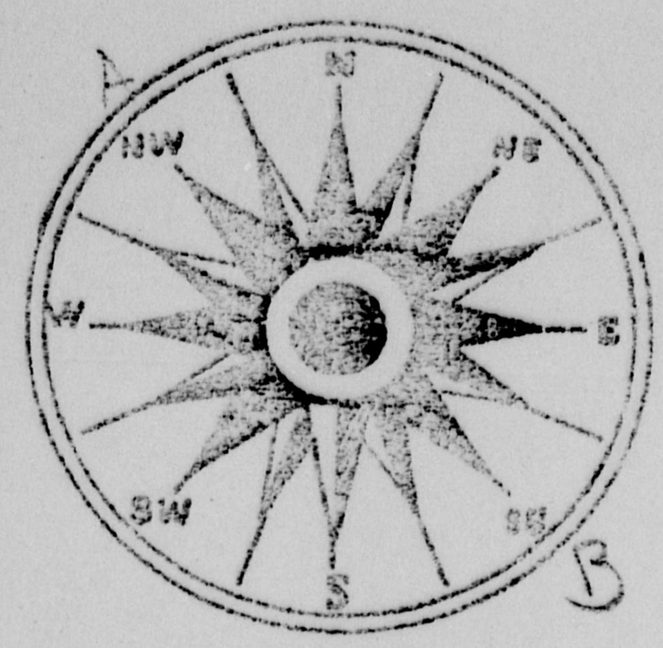

28. Draw a picture that will show the motion that the object or objects made. Place an "A" at the beginning of the path, a "B" at the end of the path, and show any changes in direction during the course.

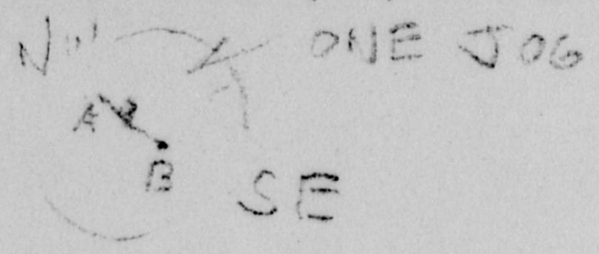

29. IF there was MORE THAN ONE object, then how many were there? _____

Draw a picture of how they were arranged, and put an arrow to show the direction that they were traveling.

30. Have you ever seen this, or a similar object before. If so give date or dates and location.

No

31. Was anyone else with you at the time you saw the object? (Circle One) Yes No

31.1 IF you answered YES, did they see the object too? (Circle One) Yes No

31.2 Please list their names and addresses:

[redacted]

32. Please give the following information about yourself:

NAME [redacted] (Last Name) [redacted] (First Name) [redacted] (Middle Name)

ADDRESS [redacted] (Street) DAYTON (City) (Zone) OHIO (State)

TELEPHONE NUMBER [redacted] AGE 16 SEX MALE

Indicate any additional information about yourself, including any special experience, which might be pertinent.

33. When and to whom did you report that you had seen the object?

16 (Day) Dec (Month) 63 (Year)

FTD Duty Officer

34. Date you completed this questionnaire: 23 (Day) Dec (Month) 63 (Year)

35. Information which you feel pertinent and which is not adequately covered in the specific points of the questionnaire or a narrative explanation of your sighting.

ECHO Data, Dayton, Ohio

26 - 30 Dec, 1963

At 06.05 pm Dec 26 North of City, 68 degrees above horizon moving SE
At 08.09 pm Dec 26 South of City, 47 degrees above horizon moving SE
At 07.02 pm Dec 27 South of City, 77 degrees above horizon moving SE
At 05.55 pm Dec 28 North of City, 76 degrees above horizon moving SE
At 08.00 pm Dec 28 South of City, 34 degrees above horizon moving SE
At 06.51 pm Dec 29 South of City, 62 degrees above horizon moving SE
At 09.00 pm Dec 29 South of City, 04 degrees above horizon moving SE
At 05.44 pm Dec 30 North of City, 87 degrees above horizon moving SE

MARILYN H BEUMER
Secretary
Aerial Phenomena
Branch

FLYING SAUCER REVIEW
Jan-Feb 66

Dec 63
Argentina

Resistencia

The three-man crew of a freight train had a strange experience between Presidencia La Plaza and Resistencia, Province of El Chaco, according to several press reports. At 6.30 p.m. (precise date not given) they beheld, walking along the railway track towards them, a tall being, "over 2 metres high", wearing a red one-piece garment. The driver slowed down and all three were able to get a view of the stranger, who, they agree, had a pale face, long fair hair, and was holding something before him in both hands "as though making an offering". They thought at first that the object looked like the body of a small child. Suddenly, when the locomotive was not more than 5 metres from the figure, it "shot up suddenly as though in a whirlwind, and vanished". Railway officials subsequently searched the area but found nothing. Meanwhile, in the town of Resistencia, a man named Justo Masin reported to the authorities that on the same day and at about the same hour, just as he and his fourteen-year-old son were about to take their supper in the garden, "a strange being descended towards them". In an interview with journalists they described the entity, and it was established that the figure was identical in all respects with the apparition seen by the train crew.

Pancake Shape Over Michigan

Mrs. Wayne Elliott, while driving her automobile on the outskirts of Grand Rapids, Michigan, sighted an unusual UFO on Monday, 2 December, 1963.

According to her description, the object was shaped like a pancake and glittered in the sun. It appeared to be at an altitude of about one half mile and was motionless. Mrs. Elliot said the size of this UFO was about the "same as a woman's compact."

When the object moved, it tipped on edge and quickly disappeared from sight. The total observation time was about three minutes.

Information Only
Source: APRO Bulletin, JanuXary, 1964

10 December, 1963
Tacoma, Washington

Mysterious Explosion At Tacoma

At approximately midnight on December 10, 1963, what sounded like an explosion was heard over a wide area of Tacoma, Washington. City and county officials were unable to determine the cause. However, the usual number of inquiries were made by local citizens. No Air Force planes were reported in the area at the time.

SPINDLE IN THE SKY

TRICK OF LIGHT
OR
UFO MANIFESTATION?

Coningsby, Lincolnshire. 6 p.m. December 12, 1963



IN its issue for the week ending June 13 *Today* magazine reproduced a photograph taken by Peter Bolton, *TV Times* photographer, of a Vulcan bomber ready for action at Conningsby RAF station. The time was 6 p.m. on December 12, 1963. At the bottom right-hand corner, it will be seen, is a floodlight. At the top right-hand corner is the "shape". Photographic experts declare that it is a reflection in the lens caused by the floodlight. On the other hand, the photographer was not so certain in view of the fact that his camera is one of the most elaborate available and was "hooded" to prevent any light interference.

Peter Bolton took two photographs in which this "shape" appeared. The mysterious object in one of them is noticeably smaller than in the other, suggesting that it is moving away from the Vulcan bomber. The sceptic will probably try to explain this fact by suggesting that the floodlight alleged to be the cause of the "shape" has been moved in relation to the Vulcan Bomber. There is, however, no evidence to support this. All objects in both photographs appear to be in exactly the same relationship.

1 - 31 JANUARY 1964 SIGHTINGS

DATE	LOCATION	OBSERVER	EVALUATION
Jan-11 Feb	Deford, Michigan	[redacted]	Other (UNRELIABLE REPORT
1	34.00N 175.00W (Pacific)	Military	Astro (METEOR)
5-6	Dayton, Ohio	[redacted]	INSUFFICIENT DATA
6	Crossville, Tennessee	Military	Astro (METEOR)
DR 7	Sacramento, California	[redacted]	INSUFFICIENT DATA
19	Huntington, W. Va.	[redacted]	SATELLITE
22	Lincoln Park, Michigan	[redacted]	INSUFFICIENT DATA
22	31.35N 175.50W (Pacific)	Military	Other (SATELLITE DECAY)
22	Red Bluff, California	Military	Astro (VENUS)
24	Idaho-Mexico	Multiple	Other (MISSILE)
24	Shark River, New Jersey	Military	INSUFFICIENT DATA
26	33.58N 164.15E (Pacific)	Military	SATELLITE
26	Gainesville, Florida	[redacted]	AIRCRAFT
27	Newtown, Ohio	[redacted]	Astro (METEOR)
28	Bournnais, Illinois	[redacted]	Astro (METEOR)
28	29.50N 177.50W (Pacific)	Military	Astro (METEOR)
29	Frankfort, Kentucky	[redacted]	INSUFFICIENT DATA
29	Huntington, W.Va.	[redacted]	SATELLITE
30	29.00N 177.00W (Pacific)	Military	SATELLITE

ADDITIONAL REPORTED SIGHTINGS (NOT CASES)

DATE	LOCATION	SOURCE	EVALUATION
Jan	Universe	Science News Ltr	
Jan	England	[redacted] (Ltr)	
28	Plummerville, Arkansas	News Clipping	