Declassification Authority NND 923007

DISPOSITION FORM

SECURITY CLASSIFICATION (If any)

SEP 18 10 55 '56

FILE NO.	SUBJECT
AIS1A	Reply to AISOC 0807

TO	FROM	DATE	COMMENT NO. 1
AISOC	OIC Flt 1-A, 4602d AISS McChord AFB, Washington	11 Sept 56 Lt Pickel/rdb/116	

1. Observer watched object for a total of 4 hours. He never saw the object disappear.

2. Observer never saw object disappear, after 4 hours object appeared directly overhead.

3. Object never disappeared.

George Pickel

GEORGE PICKEL, 1/Lt, USAF
Asst. Officer in Charge

Declassification Authority NND 923007

CONFIDENTIAL

UNCLASSIFIED

Classification canceled (or changed to _____
by authority of 41 e (2), AFR 205-1 by
_____

4602D AISS UFOB REPT 357
DATE-TIME GROUP 02/1022Z Sept 56

SUQUAMISH, WASH.

TWIX to I-A

41 e (2)

2 Sep 56

Length of sight
manner of disappearance
∠ of elevation
check B1 on disappearance

0223 to 0623

BT
/C O N F I D E N T I A L/
I A-SHAPE:ROUND. B-S: DOLLAR AND DIME C-COLOR: WHITE D-NO: 1 E-FORMATION: N/A F-FEATURES, DETAILS: N/A G-TAIL: N/A H-SOUND N/A I-OTHER FEATURES: N/A
II A-A ATT. TO OBJECT: BRIGHTNESS B ANGLE OF ELEVATION: 25 PLUS 30 421
C-ANGLE OF OBJECT UPON DISAPPEARANCE: STILL THERE D-FLIGHT PATH AND MANEUVERS: SLOWLY UP E-MANNER OF DISAPPEARANCE STILL THERE F-LENGTH OF TIME IN SIGHT: 1023Z
III A-HOW OBSERVED: GROUND TO AIR B-OPTICAL AIDS USED: FIELD C-AIRBORNE SIGHTING: N/A
IV A-TIME OF SIGHTING 021028Z B-LIGHT CONDITIONS: NIGHT
V LOCATION OF OBSERVERS NC 2545
VI MILITARY: [redacted] CPL/GUARD USN/TOR PEA STA. USMC 13634901
KEYPORT PHONE NO. BI 08214
VII WEATHER CONDITIONS: CLR B-WIND REPORT: 10, 00 FT 290 D 30K. 20,00 FT 280 D 60 K. 30,000 FT 290 D 95 K. 40,000 FT 290 D 100 K 50,000 FT 290 D 65 K C-CEILING: UNLIMITED D-VISIBILITY: UNLIMITED E-CLOUD COVER: NONE
BT

AC--PARAPHRASE NOT REQUIRED EXCEPT PRIOR TO CATEGORY B ENCRYPTION--PHYSICALLY REMOVE ALL INTERNAL REFERENCES BY DATE-TIME GROUP PRIOR TO DECLASSIFICATION-NO UNCLASSIFIED REFERENCE IF DATE-TIME GROUP IS QUOTED.

4602D AISS Classified
Document Log # 56 0 8 6 8

CONFIDENTIAL

Declassification Authority NND 923007

Was astro master 27

U. S. AIR FORCE TECHNICAL INFORMATION SHEET

This questionnaire has been prepared so that you can give the U. S. Air Force as much information as possible concerning the unidentified aerial phenomenon that you have observed. Please try to answer as many questions as you possibly can. The information that you give will be used for research purposes, and will be regarded as confidential material. Your name will not be used in connection with any statements, conclusions, or publications without your permission. We request this personal information so that, if it is deemed necessary, we may contact you for further details.

1. When did you see the object?

1	9	1956
Day	Month	Year

2. Time of day: From 12 30 until 0330

Hour: 12 Minutes: 30

(Circle One): A.M. or P.M.

3. Time zone:

(Circle One): a. Eastern
b. Central
c. Mountain
d. Pacific
e. Other _____

(Circle One): ~~a. Daylight Saving~~
b. Standard

4. Where were you when you saw the object?

U.S. Naval Torpedo Station	Keyport	Washington
Nearest Postal Address	City or Town	State or ~~Country~~

Additional remarks: _____

5. Estimate how long you saw the object. Three (3) Hours, Fifteen (15) Minutes, _____ Seconds

5.1 Circle one of the following to indicate how certain you are of your answer to Question 5.

a. Certain
b. Fairly certain
c. Not very sure
d. Just a guess

6. What was the condition of the sky?

(Circle One):
a. Bright daylight
b. Dull daylight
c. Bright twilight
d. Just a trace of daylight
e. No trace of daylight
f. Don't remember

7. IF you saw the object during DAYLIGHT, TWILIGHT, or DAWN, where was the SUN located as you looked at the object?

(Circle One):
a. In front of you
b. In back of you
c. To your right
d. To your left
e. Overhead
f. Don't remember
G. There was no sun, it was between midnight and 0330 A.M.

ATIC FORM NO. 164 (13 OCT 54)

Declassification Authority NND 923007

8. IF you saw the object at NIGHT, TWILIGHT, or DAWN, what did you notice concerning the STARS and MOON?

8.1 STARS *(Circle One)*:

a. None
b. A few
c. Many
d. Don't remember

8.2 MOON *(Circle One)*:

a. Bright moonlight
b. Dull moonlight
c. No moonlight — ~~pitch~~ dark
d. Don't remember

9. Was the object brighter than the background of the sky?

(Circle One): a. Yes b. No c. Don't remember

10. IF it was BRIGHTER THAN the sky background, was the brightness like that of an automobile headlight?:

(Circle One) a. A mile or more away (a distant car)?
b. Several blocks away?
c. A block away?
d. Several yards away?
e. Other _____

11. Did the object: *(Circle One for each question)*

a. Appear to stand still at any time?	Yes	No	Don't Know
b. Suddenly speed up and rush away at any time?	Yes	No	Don't Know
c. Break up into parts or explode?	Yes	No	Don't Know
d. Give off smoke?	Yes	No	Don't Know
e. Change brightness?	Yes	No	Don't Know
f. Change shape?	Yes	No	Don't Know
g. Flicker, throb, or pulsate?	Yes	No	Don't Know

12. Did the object move behind something at anytime, particularly a cloud?

(Circle One): Yes No Don't Know. IF you answered YES, then tell what it moved behind: _____

_____

13. Did the object move in front of something at anytime, particularly a cloud?

(Circle One): Yes No Don't Know. IF you answered YES, than tell what it moved in front of: _____

_____

14. Did the object appear: *(Circle One)*: a. Solid? b. Transparent? c. Don't Know.

15. Did you observe the object through any of the following?

a. Eyeglasses	Yes	No	e. Binoculars	Yes	No
b. Sun glasses	Yes	No	f. Telescope	Yes	No
c. Windshield	Yes	No	g. Theodolite	Yes	No
d. Window glass	Yes	No	h. Other _____		

Declassification Authority NND 923007

16. Tell in a few words the following things about the object.

a. Sound None

b. Color Like a bright star-white in color

17. Draw a picture that will show the shape of the object or objects. Label and include in your sketch any details of the object that you saw such as wings, protrusions, etc., and especially exhaust trails or vapor trails. Place an arrow beside the drawing to show the direction the object was moving.

Shape of a large Star

18. The edges of the object were:

(Circle One): a. Fuzzy or blurred
b. Like a bright star
c. Sharply outlined
d. Don't remember
e. Other _____

19. IF there was MORE THAN ONE object, then how many were there? 2.
Draw a picture of how they were arranged, and put an arrow to show the direction that they were traveling.

Declassification Authority NND 923007

20. Draw a picture that will show the motion that the object or objects made. Place an "A" at the beginning of the path, a "B" at the end of the path, and show any changes in direction during the course.



21. IF POSSIBLE, try to guess or estimate what the real size of the object was in its longest dimension.
_____ feet. Cannot estimate size

22. How large did the object or objects appear as compared with one of the following objects *held in the hand* and at about arm's length?

(Circle One):

a. Head of a pin
b. Pea
c. Dime
d. Nickel
e. Quarter
f. Half dollar
g. Silver dollar
h. Baseball
i. Grapefruit
j. Basketball
k. Other _____

22.1 *(Circle One* of the following to indicate how certain you are of your answer to Question 22.

a. Certain
b. Fairly certain
c. Not very sure
d. Uncertain

23. How did the object or objects disappear from view? I did not stay up to see them disappear

24. In order that you can give as clear a picture as possible of what you saw, we would like for you to imagine that you could construct the object that you saw. Of what type material would you make it? How large would it be, and what shape would it have? Describe in your own words a common object or objects which when placed up in the sky would give the same appearance as the object which you saw.

It looked like a large star, also round

Declassification Authority NND 923007

25. Where were you located when you saw the object? *(Circle One)*:

a. Inside a building
b. In a car
c. Outdoors
d. In an airplane
e. At sea
f. Other _____

26. Were you *(Circle One)*

a. In the business section of a city?
b. In the residential section of a city?
c. In open countryside?
d. Flying near an airfield?
e. Flying over a city?
f. Flying over open country?
g. Other On duty, Keyport, Wash. Outside of town. Some lights.

27. What were you doing at the time you saw the object, and how did you happen to notice it?

I was on duty, standing Corporal of the Guard, and one of my sentries noticed it due to the brightness and because it would be bright one minute then become dim and then dissapear completly. After about 30 seconds it would appear again a little dim, then it would show up again real bright.

28. IF you were MOVING IN AN AUTOMOBILE or other vehicle at the time, then complete the following questions:

28.1 What direction were you moving? *(Circle One)* Was not in an automobile

a. North
b. Northeast
c. East
d. Southeast
e. South
f. Southwest
g. West
h. Northwest

28.2 How fast were you moving? _____ miles per hour.

28.3 Did you stop at any time while you were looking at the object?

(Circle One) Yes No

29. What direction were you looking when you first saw the object? *(Circle One)*

a. North
b. Northeast
c. East
d. Southeast
e. South
f. Southwest
g. West
h. Northwest

30. What direction were you looking when you last saw the object? *(Circle One)*

a. North
b. Northeast
c. East
d. Southeast
e. South
f. Southwest
g. West
h. Northwest

31. If you are familiar with bearing terms (angular direction), try to estimate the number of degrees the object was from true North and also the number of degrees it was upward from the horizon (elevation).

31.1 When it first appeared:

a. From true North 160 degrees.
b. From horizon 60 degrees.

31.2 When it disappeared: Did not see it disappear

a. From true North _____ degrees.
b. From horizon _____ degrees.

Declassification Authority NND 923007

32. In the following sketch, imagine that you are at the point shown. Place an "A" on the curved line to show how high the object was above the horizon (skyline) when you *first* saw it. Place a "B" on the *same* curved line to show how high the object was above the horizon (skyline) when you *last* saw it.

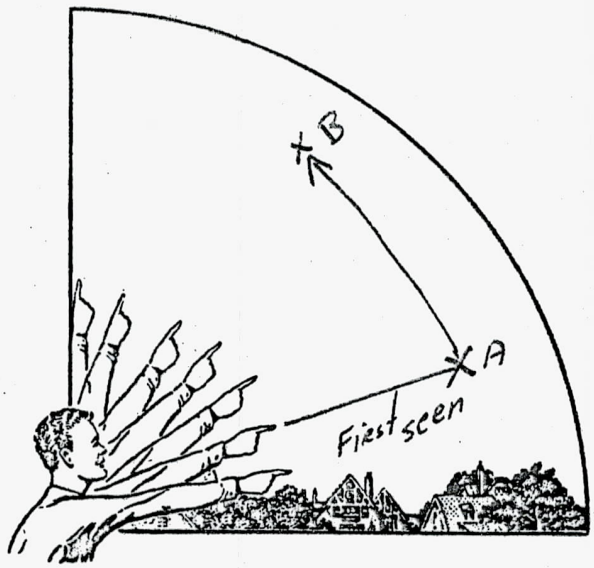

33. In the following larger sketch place an "A" at the position the object was when you *first* saw it, and a "B" at its position when you *last* saw it. Refer to smaller sketch as an example of how to complete the larger sketch.

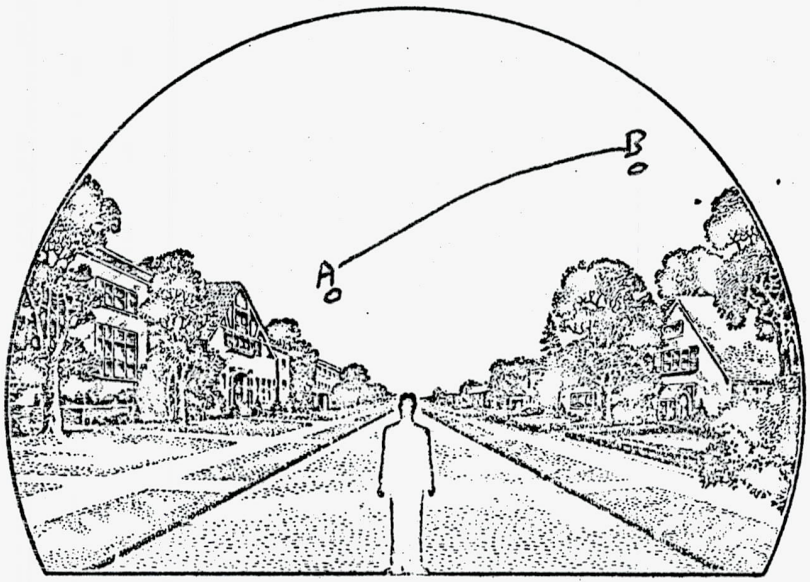

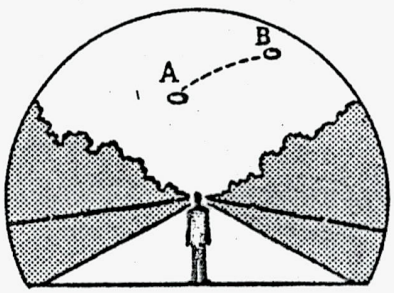

Declassification Authority NND 923007

34. What were the weather conditions at the time you saw the object?

34.1 CLOUDS *(Circle One)*

(a.) Clear sky
b. Hazy
c. Scattered clouds
d. Thick or heavy clouds
e. Don't remember

34.2 WIND *(Circle One)*

(a.) No wind
b. Slight breeze
c. Strong wind
d. Don't remember

34.3 WEATHER *(Circle One)*

(a.) Dry
b. Fog, mist, or light rain
c. Moderate or heavy rain
d. Snow
e. Don't remember

34.4 TEMPERATURE *(Circle One)*

(a.) Cold
b. Cool
c. Warm
d. Hot
e. Don't remember

35. When did you report to some official that you had seen the object?

1st (Day) September (Month) 1956 (Year)

36. Was anyone else with you at the time you saw the object?

(Circle One) (Yes) No

36.1 IF you answered YES, did they see the object too?

(Circle One) (Yes) No

36.2 Please list their names and addresses:

Robert L. SHEADER, PVT, USMC — Marine Security Section, USNTpS, Keyport, Wash.
Gene R. SLOCUM, PFC, USMC — "
Lee C. CARLSON, Cpl, USMC — "
Lee J. HUFFMAN, Sgt, USMC — "

37. Was this the first time that you had seen an object or objects like this?

(Circle One) (Yes) No

37.1 IF you answered NO, then when, where, and under what circumstances did you see other ones?

_____

_____

_____

_____.

38. In your opinion what do you think the object was and what might have caused it?

I do not know what it was and I don't know what caused it.

Declassification Authority NND 923007

39. Do you think you can estimate the speed of the object?

(Circle One) Yes (No)

IF you answered YES, then what speed would you estimate? _____ m.p.h.

40. Do you think you can estimate how far away from you the object was?

(Circle One) (Yes) No

IF you answered YES, then how far away would you say it was? 35 miles ~~feet~~.

41. Please give the following information about yourself:

NAME [redacted] (Last Name) [redacted] (First Name) [redacted] (Middle Name)

ADDRESS Marine Security Section USNTpS (Street) Keyport (City) _____ (Zone) Washington (State)

TELEPHONE NUMBER Bremerton [redacted] Ext. [redacted]

What is your present job? U. S. Marine Corps

Age 21 yrs Sex Male

Please indicate any special educational training that you have had.

a. Grade school _____
b. High school X to 10th Grade
c. College _____
d. Post graduate _____
e. e. Technical school _____
(Type) _____
f. Other special training _____

42. Date you completed this questionnaire: 28th (Day) September (Month) 1956 (Year)

Declassification Authority NND 923007

U. S. AIR FORCE TECHNICAL INFORMATION SHEET

(SUMMARY DATA)

In order that your information may be filed and coded as accurately as possible, please use the following space to write out a short description of the event that you observed. You may repeat information that you have already given in the questionnaire, and add any further comments, statements, or sketches that you believe are important. Try to present the details of the observation in the order in which they occurred. Additional pages of the same size paper may be attached if they are needed.

NAME [redacted]
(Please Print)

SIGNATURE [redacted]

DATE 28 September 1956

(Do Not Write in This Space)

CODE:

On 1 September 1956, I had the duty from 2400 - 0400. At approximatly 2430 one of my sentries reported to me a weird looking light in the sky. I went outside to see what he was talking about. I watched it for about 10 minutes and during that time the light would shine bright, almost like a large star, then it would become dim then gradually disappear. After a while it would come back dim and then gradually disappear again. It would then shine bright again. It kept doing the same thing sort of like a cycle. The only diffarence was that sometimes it would disappear for a longer period of time. I did not know what it was so I decided to call the Ground Observer Corps

Declassification Authority NND 923007

UFO OBSERVERS INSTRUCTION SHEET
(Sky Diagram)

1. GENERAL:

a. The diagram represents all of the sky normally visible to the observer, who is pictured standing under the center of the "dome" of the sky. It is designed to show a three-dimensional view of the area centered around the observer at the time of the UFO sighting.

b. The position of any object in the sky can be described by giving its elevation, or angle upward from the horizon, and its bearing or angle along the horizon, eastward from north.

(1) Illustrations:

(a) Elevation is 0 degrees for an object on the horizon, and 90 degrees for the point directly over the observer (zenith). Thus, an object half-way up from the horizon to the zenith has an elevation of 45 degrees.

(b) Bearing (or "azimuth") is the angle along the horizon, starting from north and moving clockwise eastward. Thus, an object directly toward the east, no matter what its elevation is above the horizon, has a bearing of 90 degrees, an object in the south has a bearing of 180 degrees; toward the west, 270 degrees and so on. North is, of course, zero.

EXAMPLE: An object is seen in the northeast and one-third way up from horizon to overhead. Thus, the object has a bearing of 45 degrees, and elevation of 30 degrees. Similarly, an object having a bearing of 180 degrees and an elevation of 60 degrees would be seen directly south and two-thirds of the way up from the horizon.

2. PLOTTING THE COURSE OF AN OBJECT ON THE SKY DIAGRAM:

a. The path of an object across the sky can be shown completely on this diagram simply by connecting with a curved or straight line the various positions the object successively occupies (see example sheet). To aid visualization, the path on the western side of the sky is represented by broken lines; the eastern side in solid lines. Direction of the object is indicated by arrows. The duration of the sighting can be shown by indicating the time at the position, where the object was first and last observed. Where possible, the time at various intermediate positions occupied by the object should also be shown.

b. The diagram can be made a more effective investigative and analytical tool by making the lines (showing the path of the object) thicker or thinner to indicate any varying brightness of the object observed. This is especially valuable when the object appeared only as a moving light at night. Thus, if a light becomes brighter and then gradually fades, it can be represented by a line becoming increasingly thicker and then gradually thinning out to nothing.

c. Use of colored pencils is especially recommended if the object changes color or hue during the sighting.

Declassification Authority NND 923007

3. EXAMPLE OF DIAGRAM USE:

a. Verbal Description of Example Sighting: Object was first sighted in the southeast, about half-way up from the horizon to overhead, at 10:45 PM local time. Its shape or outline was hazy, but appeared round and about the size of a pea (at arm's length) from where observed. It was dim at first but brightened considerably as it got higher in the sky. Its color at this point was bluish white. After about two minutes it crossed to the western part of the sky a little to the north of overhead (zenith) and continued its flight toward the west. At this point its color appeared yellowish white. The light went dim when it got two-thirds of the way to the horizon. It then stopped and hovered for about one minute and then climbed rapidly, going toward the southwest and getting brighter. In less than thirty seconds, it had climbed to an elevation of approximately 60 degrees, and then the light went out abruptly.

b. Pictorial Description of the Sighting: By referring to the example sheet, notice how simply the above sighting can be portrayed and described, without words, on the example diagram attached here. Note the starting point at bearing 135 degrees (southeast) and elevation 45 degrees (half-way up from the horizon) at 10:45 PM (military time, 2245), and the arrow marking direction of flight. Note also the varying thickness of the line to denote changes in brightness, and the use of the dotted line to indicate its path in the western part of the sky. The "time indications" along the path - 2 minutes to get to the meridian (the north-south overhead line), the hovering for 1 minute, and the ascent in 30 seconds to its complete disappearance, are all shown with a few lines. Thus, the entire sighting can be represented easily on one diagram.

4. FURTHER INSTRUCTIONS AND INFORMATION:

a. Relatively complex trajectories can easily be shown on a diagram of this type. A number of objects sighted can also be indicated, as can any changing formation. The apparent size and shape of the object should be drawn in, preferably by the observer. In the case of an object changing shape or color, this likewise can be drawn in. As previously pointed out, the use of colored pencils to indicate change of color is very desirable.

b. The landscaping in the sky diagram is placed there to help visualization. If any prominent landmarks such as known mountains, buildings, water towers, or specific installations, trees, etc., are part of the sighting area, they should be incorporated into the drawing. These landmarks may later prove to be invaluable as location, plotting or reference points.

c. If you are familiar with the constellations or other heavenly bodies, indicate if possible, the relationship (and movements) of the object with respect to these bodies. This can be sketched on either page 6, item 33 or pages 9-10 of "Summary Data" sheet. Typical examples that can be easily illustrated: "...The object seemed to pass very slowly between the two bottom stars on the handle of the Big Dipper, which was in a vertical position, with the handle pointing down," or "...Object was about the size of a tennis ball -- and remained slightly below and about 15 degrees to the left of the moon."

Declassification Authority NND 923007

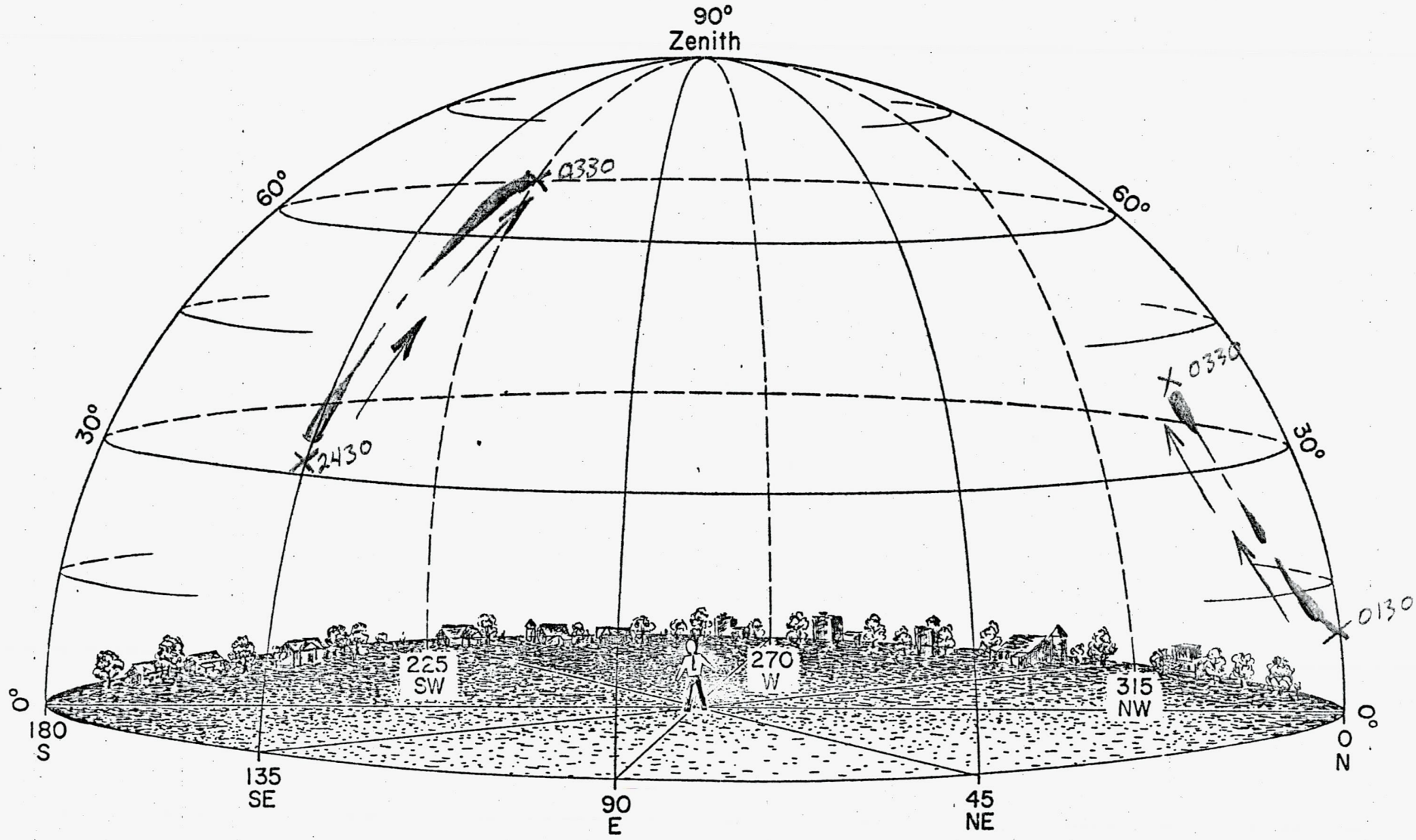

Declassification Authority NND 923007

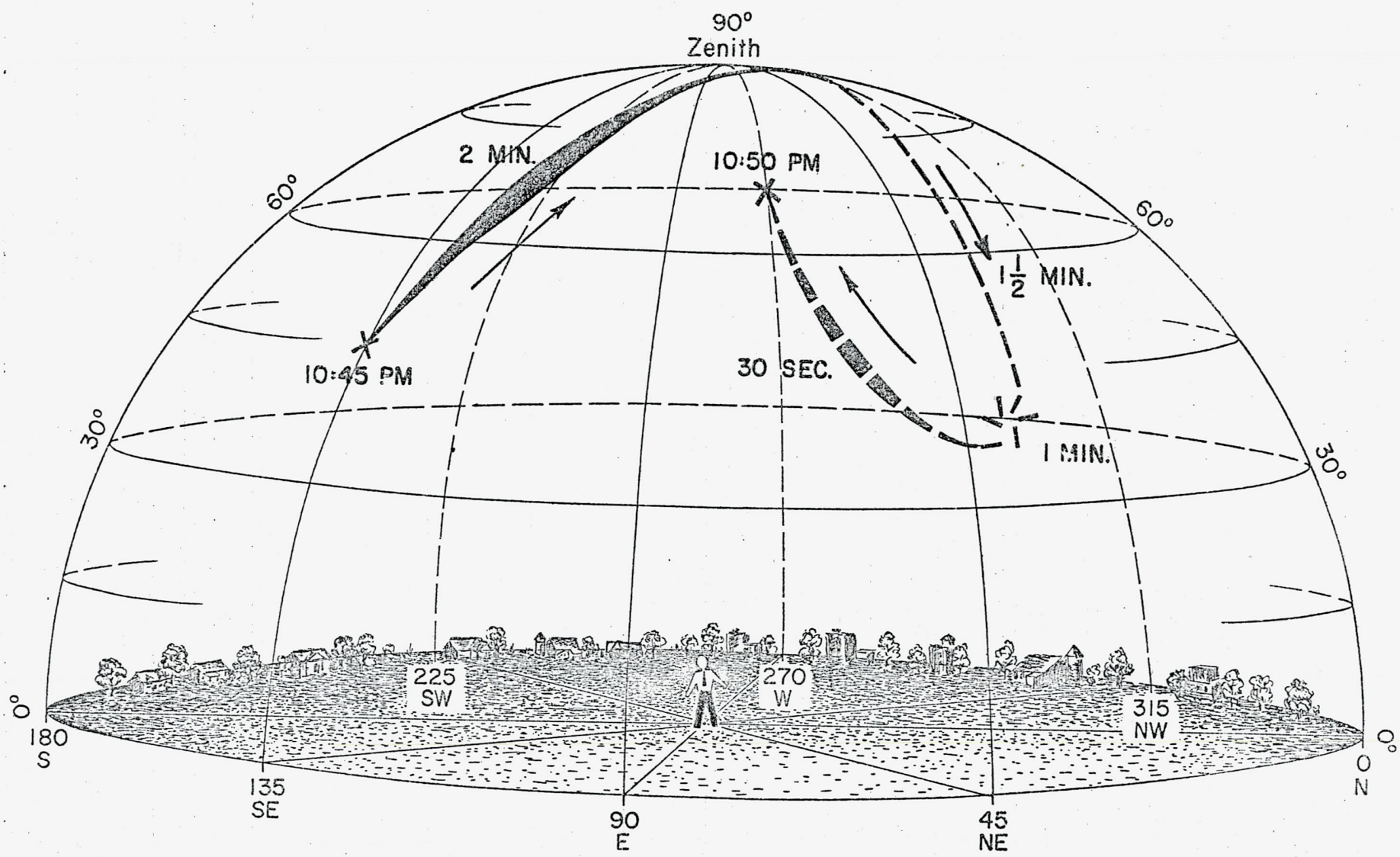

(EXAMPLE SHEET)