

GO AHEAD

012110Z DE 56
OPS

4602D AISS UFOB REPT...478
DATE-TIME GROUP 01/0720Z DEC 56
Valley City, N. DAK.

ENO005

AD WU045 LONG GOVT PD FARGO NDAK DEC 1 11212PMC
COMMANDER AIR DEFENSE COMMAND ENT AFB COLO SPGS
UFOB PART ONE. A. ROUND B. SLIGHTLY LARGER THAN A BASEBALL
AT APPROXIMATELY FIVE MILES C. RED TO ORANGE D. ONE E. NA.
F. NA. G. RED STREAK AT INTERVALS H. NONE PART W. A. POLICE
CHECK. B. ALTITUDE APPROXIMATELY 1,000 FEET: C. ALTITUDE
APPROXIMATELY 1,000 FEET D. RAPID MOVEMENTS UP AND DOWN
AND SIDE TO SIDE ALSO HOVERED. E. UPON APPROACH OF POLICE
CAR OBJECT RAPIDLY DISAPPEARED TO THE WEST. F. APPROXIMATELY
15 MINUTE. SECTION 3. A. GROUND VISUAL. B NA. C. NA SECTION
R. A. 0720Z-12-1. B. NIGHT SECTION 5. VALLEY CITY AIRPORT
NORTH DAKOTA SECTION 6. [REDACTED]

0720 CST

VALLEY CITY NORTH DAKOTA POLICEMAN AGE 33. SECTION 7. A.
VERY CLEAR VERY LITTLE WIND OR CLOUDS. B. NA. C. NA. D. NA. E
NA. F. NA. SECTION 8. NONE. SECTION 12 NONE. REMARKS
ADDITIONAL OBSERVER [REDACTED] CITY HALL VALLEY
CITY NORTH DAKOTA POLICEMEN. THE OFFICERS REPORTED THAT
WHEN THEY TRIED TO GET CLOSER TO THE OBJECT THEY LOST RADIO
CONTACT WITH THE STATION AT VALLEY CITY AND ALSO AT
JAMESTOWN THIS WAS CONSIDERED VERY UNUSUAL AND HAS HAPPENED
ONLY PREVIOUSLY DURING SEVERE WEATHER CONDITIONS THE RADIO
STATION IN VALLEY CITY WAS ALSO WITHOUT CONTACT WITH JAMESTOW
ALL RADIO OPERATORS WERE ON DUTY AS TELEPHONE CHECK WAS
MADE WEATHER WAS CLEAR IN JAMESTOWN ALL CONTACTS WAS REGAINED
WHEN OBJECT LEFT THE AREA

COMMANDER DETACHMENT ONE 4672ND GOS FARGO NDAK
UFOB 1,000 1,000 15 3 4 0720Z-12-1 5 6 720 5 33 7 8 12
4672 GOS
141PM

Fargo ND
0720Z-12-1
2/270/25
3/280/29
4/290/30
5/290/35
6/300/39
7/310/43
8/320/44
10/310/46
15/320/62

RGR AND THNAKS

51 Dec 56

162 26 5731
87 10
75° 16'

9.86366-10
9.11666-10
8.98032-10

9.98432-10
9.99625-10
9.40538-10
9.38595-10

8° 31'

.24320
009557
14763

9.98545

9.99625-10
9.98545-10
9.98170-20
9.99518-19
9.98662-10

180
75° 51'
255 51'

AT 01/01202.

Azi = 255° 51'
Eke = 8° 31'

165° 27' 51.51"
87 10"
48° 17'

$\frac{1}{5} + \frac{2.31}{1}$

~~165 30~~ 164 50
16 45
257 18

9.86366-10
9.11666-10

9.98432-10
9.99625-10
9.30765-10

19420
109557
109863

9.28822-10

5° 40'

9.99086-10

9.99625-10
9.99086-10
19.98711-20
9.99187-10
9.98924-10

186
27° 18'
257 18'

AT 01/0132Z

Azi = 257° 18'
ELE = 5° 40'

U. S. AIR FORCE TECHNICAL INFORMATION SHEET

This questionnaire has been prepared so that you can give the U. S. Air Force as much information as possible concerning the unidentified aerial phenomenon that you have observed. Please try to answer as many questions as you possibly can. The information that you give will be used for research purposes, and will be regarded as confidential material. Your name will not be used in connection with any statements, conclusions, or publications without your permission. We request this personal information so that, if it is deemed necessary, we may contact you for further details.

1. When did you see the object?

1 Day 12 Month 56 Year

2. Time of day: 1:00 Hour 20 Minutes(Circle One): A.M. or P.M.

3. Time zone:

(Circle One): a. Eastern
 b. Central
 c. Mountain
 d. Pacific
 e. Other _____

(Circle One): a. Daylight Saving
 b. Standard

4. Where were you when you saw the object?

Valley City, N. Dak _____ ND
 Nearest Postal Address City or Town State or Country

Additional remarks: NORTH OF CITY LIMITS NEAR AIR PORT

5. Estimate how long you saw the object. _____ Hours 12 Minutes _____ Seconds

5.1 Circle one of the following to indicate how certain you are of your answer to Question 5.

a. Certain c. Not very sure
 b. Fairly certain d. Just a guess

6. What was the condition of the sky?

(Circle One): a. Bright daylight d. Just a trace of daylight
 b. Dull daylight e. No trace of daylight
 c. Bright twilight f. Don't remember

7. IF you saw the object during DAYLIGHT, TWILIGHT, or DAWN, where was the SUN located as you looked at the object?

(Circle One): a. In front of you d. To your left
 b. In back of you e. Overhead
 c. To your right f. Don't remember

8. IF you saw the object at NIGHT, TWILIGHT, or DAWN, what did you notice concerning the STARS and MOON?

8.1 STARS (Circle One):

- a. None
- b. A few
- c. Many
- d. Don't remember

8.2 MOON (Circle One):

- a. Bright moonlight
- b. Dull moonlight
- c. No moonlight — pitch dark
- d. Don't remember

9. Was the object brighter than the background of the sky?

(Circle One):

a. Yes

b. No

c. Don't remember

10. IF it was BRIGHTER THAN the sky background, was the brightness like that of an automobile headlight?:

(Circle One) a. A mile or more away (a distant car)?

b. Several blocks away?

c. A block away?

d. Several yards away?

e. Other _____

11. Did the object:

(Circle One for each question)

- | | | | |
|--|--------------------------------------|-------------------------------------|---|
| <input checked="" type="radio"/> a. Appear to stand still at any time? | <input checked="" type="radio"/> Yes | No | Don't Know |
| b. Suddenly speed up and rush away at any time? | <input checked="" type="radio"/> Yes | No | Don't Know |
| c. Break up into parts or explode? | Yes | <input checked="" type="radio"/> No | Don't Know |
| d. Give off smoke? | Yes | No | <input checked="" type="radio"/> Don't Know |
| e. Change brightness? | Yes | <input checked="" type="radio"/> No | Don't Know |
| f. Change shape? | Yes | <input checked="" type="radio"/> No | Don't Know |
| g. Flicker, throb, or pulsate? | Yes | No | <input checked="" type="radio"/> Don't Know |

12. Did the object move behind something at anytime, particularly a cloud?

(Circle One):

Yes

No

Don't Know.

IF you answered YES, then tell what

it moved behind: _____

13. Did the object move in front of something at anytime, particularly a cloud?

(Circle One):

Yes

No

Don't Know.

IF you answered YES, than tell what

it moved in front of: _____

14. Did the object appear: (Circle One):

a. Solid?

b. Transparent?

c. Don't Know.

15. Did you observe the object through any of the following?

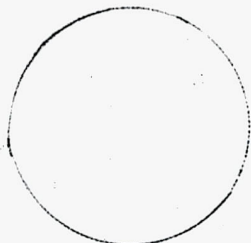
- | | | | | | |
|-----------------|--------------------------------------|-------------------------------------|----------------|-----|-------------------------------------|
| a. Eyeglasses | <input checked="" type="radio"/> Yes | No | e. Binoculars | Yes | <input checked="" type="radio"/> No |
| b. Sun glasses | Yes | <input checked="" type="radio"/> No | f. Telescope | Yes | <input checked="" type="radio"/> No |
| c. Windshield | <input checked="" type="radio"/> Yes | No | g. Theodolite | Yes | <input checked="" type="radio"/> No |
| d. Window glass | Yes | <input checked="" type="radio"/> No | h. Other _____ | | |

16. Tell in a few words the following things about the object.

a. Sound None

b. Color Red orange

17. Draw a picture that will show the shape of the object or objects. Label and include in your sketch any details of the object that you saw such as wings, protrusions, etc., and especially exhaust trails or vapor trails. Place an arrow beside the drawing to show the direction the object was moving.



18. The edges of the object were:

- (Circle One): a. Fuzzy or blurred
- b. Like a bright star
- c. Sharply outlined
- d. Don't remember

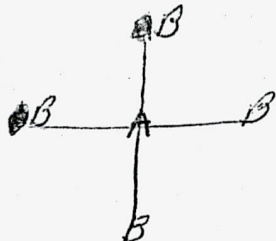
e. Other _____

19. IF there was MORE THAN ONE object, then how many were there? _____

Draw a picture of how they were arranged, and put an arrow to show the direction that they were traveling.

1

20. Draw a picture that will show the motion that the object or objects made. Place an "A" at the beginning of the path, a "B" at the end of the path, and show any changes in direction during the course.



21. IF POSSIBLE, try to guess or estimate what the real size of the object was in its longest dimension.
About 75 feet.

22. How large did the object or objects appear as compared with one of the following objects held in the hand and at about arm's length?

(Circle One):

- a. Head of a pin
- b. Pea
- c. Dime
- d. Nickel
- e. Quarter
- f. Half dollar

g. Silver dollar

h. Baseball

i. Grapefruit

j. Basketball

k. Other _____

- 22.1 (Circle One of the following to indicate how certain you are of your answer to Question 22.)

a. Certain

b. Fairly certain

c. Not very sure

d. Uncertain

23. How did the object or objects disappear from view? Went out of eyesight

24. In order that you can give as clear a picture as possible of what you saw, we would like for you to imagine that you could construct the object that you saw. Of what type material would you make it? How large would it be, and what shape would it have? Describe in your own words a common object or objects which when placed up in the sky would give the same appearance as the object which you saw.

*IT Reminded me of a HMM TRACER
PROJECTILE*

25. Where were you located when you saw the object?
(Circle One):

- a. Inside a building
- b. In a car
- c. Outdoors
- d. In an airplane
- e. At sea
- f. Other _____

26. Were you (Circle One)

- a. In the business section of a city?
- b. In the residential section of a city?
- c. In open countryside?
- d. Flying near an airfield?
- e. Flying over a city?
- f. Flying over open country?
- g. Other _____

27. What were you doing at the time you saw the object, and how did you happen to notice it?

STANDING ALONG SIDE A CAR

28. IF you were MOVING IN AN AUTOMOBILE or other vehicle at the time, then complete the following questions:

28.1 What direction were you moving? (Circle One)

- a. North
- b. Northeast
- c. East
- d. Southeast
- e. South
- f. Southwest
- g. West
- h. Northwest

28.2 How fast were you moving? _____ miles per hour.

28.3 Did you stop at any time while you were looking at the object?

(Circle One) Yes No

29. What direction were you looking when you first saw the object? (Circle One)

- a. North
- b. Northeast
- c. East
- d. Southeast
- e. South
- f. Southwest
- g. West
- h. Northwest

30. What direction were you looking when you last saw the object? (Circle One)

- a. North
- b. Northeast
- c. East
- d. Southeast
- e. South
- f. Southwest
- g. West
- h. Northwest

31. If you are familiar with bearing terms (angular direction), try to estimate the number of degrees the object was from true North and also the number of degrees it was upward from the horizon (elevation).


31.1 When it first appeared:

- a. From true North 210° degrees.
- b. From horizon 20° degrees.

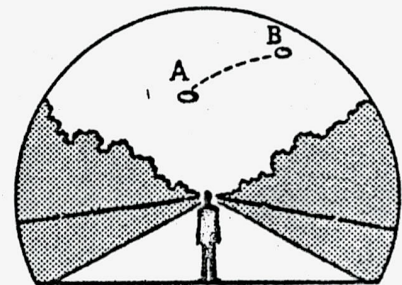

31.2 When it disappeared:

- a. From true North 210° degrees.
- b. From horizon 15° degrees.

32. In the following sketch, imagine that you are at the point shown. Place an "A" on the curved line to show how high the object was above the horizon (skyline) when you *first* saw it. Place a "B" on the same curved line to show how high the object was above the horizon (skyline) when you *last* saw it.



33. In the following larger sketch place an "A" at the position the object was when you *first* saw it, and a "B" at its position when you *last* saw it. Refer to smaller sketch as an example of how to complete the larger sketch.



34. What were the weather conditions at the time you saw the object?

34.1 CLOUDS (Circle One)

- a. Clear sky
- b. Hazy
- c. Scattered clouds
- d. Thick or heavy clouds
- e. Don't remember

34.2 WIND (Circle One)

- a. No wind
- b. Slight breeze
- c. Strong wind
- d. Don't remember

34.3 WEATHER (Circle One)

- a. Dry
- b. Fog, mist, or light rain
- c. Moderate or heavy rain
- d. Snow
- e. Don't remember

34.4 TEMPERATURE (Circle One)

- a. Cold
- b. Cool
- c. Warm
- d. Hot
- e. Don't remember

35. When did you report to some official that you had seen the object?

1 Day 12 Month 56 Year

36. Was anyone else with you at the time you saw the object?

(Circle One) Yes No

36.1 IF you answered YES, did they see the object too?

(Circle One) Yes No

36.2 Please list their names and addresses:



To City Hall
Valley City, N. DAK

37. Was this the first time that you had seen an object or objects like this?

(Circle One) Yes No

37.1 IF you answered NO, then when, where, and under what circumstances did you see other ones?

38. In your opinion what do you think the object was and what might have caused it?

UNK

39. Do you think you can estimate the speed of the object?

(Circle One) Yes No

IF you answered YES, then what speed would you estimate? FAST m.p.h.

40. Do you think you can estimate how far away from you the object was?

(Circle One) Yes No

IF you answered YES, then how far away would you say it was? About 3 1/2 miles feet.

41. Please give the following information about yourself:

NAME [Redacted] Last Name [Redacted] First Name [Redacted] Middle Name [Redacted]

ADDRESS [Redacted] Street VA/Valley City City — Zone — State N. DAK

TELEPHONE NUMBER [Redacted]

What is your present job? Police PATROLMAN (City of Valley City)

Age 32 Sex M

Please indicate any special educational training that you have had.

- a. Grade school _____
- b. High school _____
- c. College _____
- d. Post graduate _____
- e. e. Technical school _____ (Type) _____
- f. Other special training Police

42. Date you completed this questionnaire:

6 Day 12 Month 56 Year

U. S. AIR FORCE TECHNICAL INFORMATION SHEET
(SUMMARY DATA)

In order that your information may be filed and coded as accurately as possible, please use the following space to write out a short description of the event that you observed. You may repeat information that you have already given in the questionnaire, and add any further comments, statements, or sketches that you believe are important. Try to present the details of the observation in the order in which they occurred. Additional pages of the same size paper may be attached if they are needed.

NAME

(Do Not Write in This Space)

SIGNATURE

CODE:

DATE

12/6/56

TIME: 1:20 AM DATE 12/1/56 PLACE LAT. 46.56 N LONG. 98.0 W
 WHILE MY PARTNER AND I WERE CHECKING THE CITY AIRPORT GROUNDS, WHICH IS A PART OF THE REGULAR NIGHT POLICE DUTY, WE STOPPED THE CAR FOR A MINUTE AND STEPPED OUT OF IT. WE HAPPENED TO NOTICE THIS OBJECT IN THE SKY. AT THAT TIME THE OBJECT WAS STRAIGHT WEST OF OUR POSITION AND WHEN FIRST OBSERVED IT SEEMED TO BY MOVING VERTICALLY AND HORIZANTALLY LATERALLY FROM A STATIONARY POSITION. WE DROVE IN THE DIRECTION OF THE OBJECT AND IT SEEMED TO MOVE AWAY FROM US AT A HIGH RATE OF SPEED IN A WESTERLY DIRECTION. WE CALLED BACK TO THE STATION BY POLICE RADIO WHEN WE FIRST SAW THE OBJECT AND OUR RECEPTION AT THE STATION WAS GOOD, BUT AS WE PROCEEDED AWAY FROM THE STATION THE STATION COULD NOT RECEIVE US, THIS IS AENORMAL AS WE HAVE A RANGE OF 36MILES OR MORE FROM THE CAR AND RECEPTION HAD BEEN NORMAL DURING THAT EVENING AND WAS AGAIN NORMAL AFTER THE OBJECT DISAPEARED. STATION CONTACT WAS ALSO DISRUPTED WITH OTHER STATIONS WEST OF OUR CITY WHICH HAD NOT BEEN SO 20 MINUTES BEFORE THE OBJECT WAS REPORTED BY THE CAR AND ALMOST AS SOON AS THE OBJECT WENT OUT OF SIGHT.

UFO OBSERVERS INSTRUCTION SHEET
(Sky Diagram)

1. GENERAL:

a. The diagram represents all of the sky normally visible to the observer, who is pictured standing under the center of the "dome" of the sky. It is designed to show a three-dimensional view of the area centered around the observer at the time of the UFO sighting.

b. The position of any object in the sky can be described by giving its elevation, or angle upward from the horizon, and its bearing or angle along the horizon, eastward from north.

(1) Illustrations:

- (a) Elevation is 0 degrees for an object on the horizon, and 90 degrees for the point directly over the observer (zenith). Thus, an object half-way up from the horizon to the zenith has an elevation of 45 degrees.
- (b) Bearing (or "azimuth") is the angle along the horizon, starting from north and moving clockwise eastward. Thus, an object directly toward the east, no matter what its elevation is above the horizon, has a bearing of 90 degrees, an object in the south has a bearing of 180 degrees; toward the west, 270 degrees and so on. North is, of course, zero.

EXAMPLE: An object is seen in the northeast and one-third way up from horizon to overhead. Thus, the object has a bearing of 45 degrees, and elevation of 30 degrees. Similarly, an object having a bearing of 180 degrees and an elevation of 60 degrees would be seen directly south and two-thirds of the way up from the horizon.

2. PLOTTING THE COURSE OF AN OBJECT ON THE SKY DIAGRAM:

a. The path of an object across the sky can be shown completely on this diagram simply by connecting with a curved or straight line the various positions the object successively occupies (see example sheet). To aid visualization, the path on the western side of the sky is represented by broken lines; the eastern side in solid lines. Direction of the object is indicated by arrows. The duration of the sighting can be shown by indicating the time at the position, where the object was first and last observed. Where possible, the time at various intermediate positions occupied by the object should also be shown.

b. The diagram can be made a more effective investigative and analytical tool by making the lines (showing the path of the object) thicker or thinner to indicate any varying brightness of the object observed. This is especially valuable when the object appeared only as a moving light at night. Thus, if a light becomes brighter and then gradually fades, it can be represented by a line becoming increasingly thicker and then gradually thinning out to nothing.

c. Use of colored pencils is especially recommended if the object changes color or hue during the sighting.

3. EXAMPLE OF DIAGRAM USE:

a. Verbal Description of Example Sighting: Object was first sighted in the southeast, about half-way up from the horizon to overhead, at 10:45 PM local time. Its shape or outline was hazy, but appeared round and about the size of a pea (at arm's length) from where observed. It was dim at first but brightened considerably as it got higher in the sky. Its color at this point was bluish white. After about two minutes it crossed to the western part of the sky a little to the north of overhead (zenith) and continued its flight toward the west. At this point its color appeared yellowish white. The light went dim when it got two-thirds of the way to the horizon. It then stopped and hovered for about one minute and then climbed rapidly, going toward the southwest and getting brighter. In less than thirty seconds, it had climbed to an elevation of approximately 60 degrees, and then the light went out abruptly.

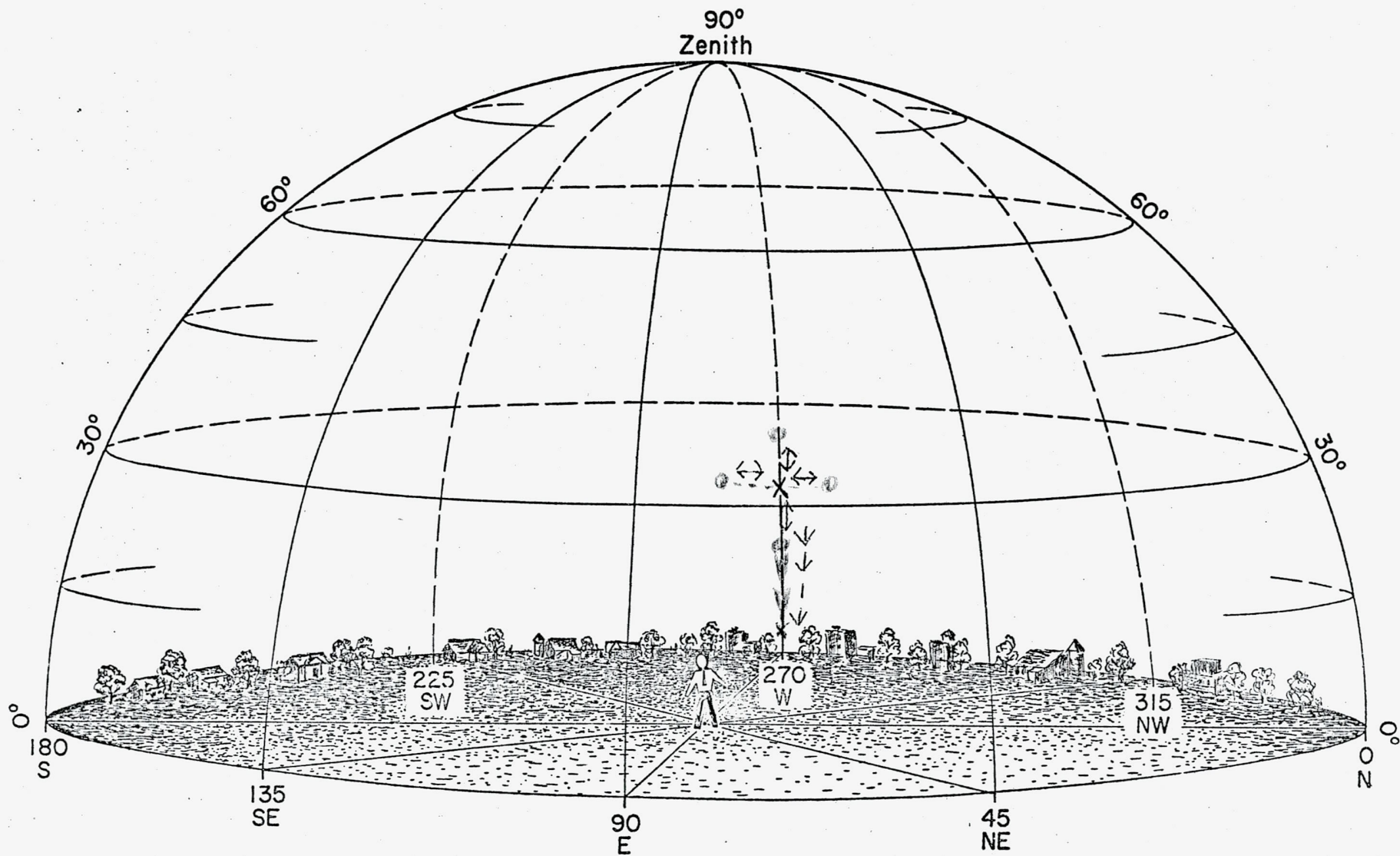
b. Pictorial Description of the Sighting: By referring to the example sheet, notice how simply the above sighting can be portrayed and described, without words, on the example diagram attached here. Note the starting point at bearing 135 degrees (southeast) and elevation 45 degrees (half-way up from the horizon) at 10:45 PM (military time, 2245), and the arrow marking direction of flight. Note also the varying thickness of the line to denote changes in brightness, and the use of the dotted line to indicate its path in the western part of the sky. The "time indications" along the path - 2 minutes to get to the meridian (the north-south overhead line), the hovering for 1 minute, and the ascent in 30 seconds to its complete disappearance, are all shown with a few lines. Thus, the entire sighting can be represented easily on one diagram.

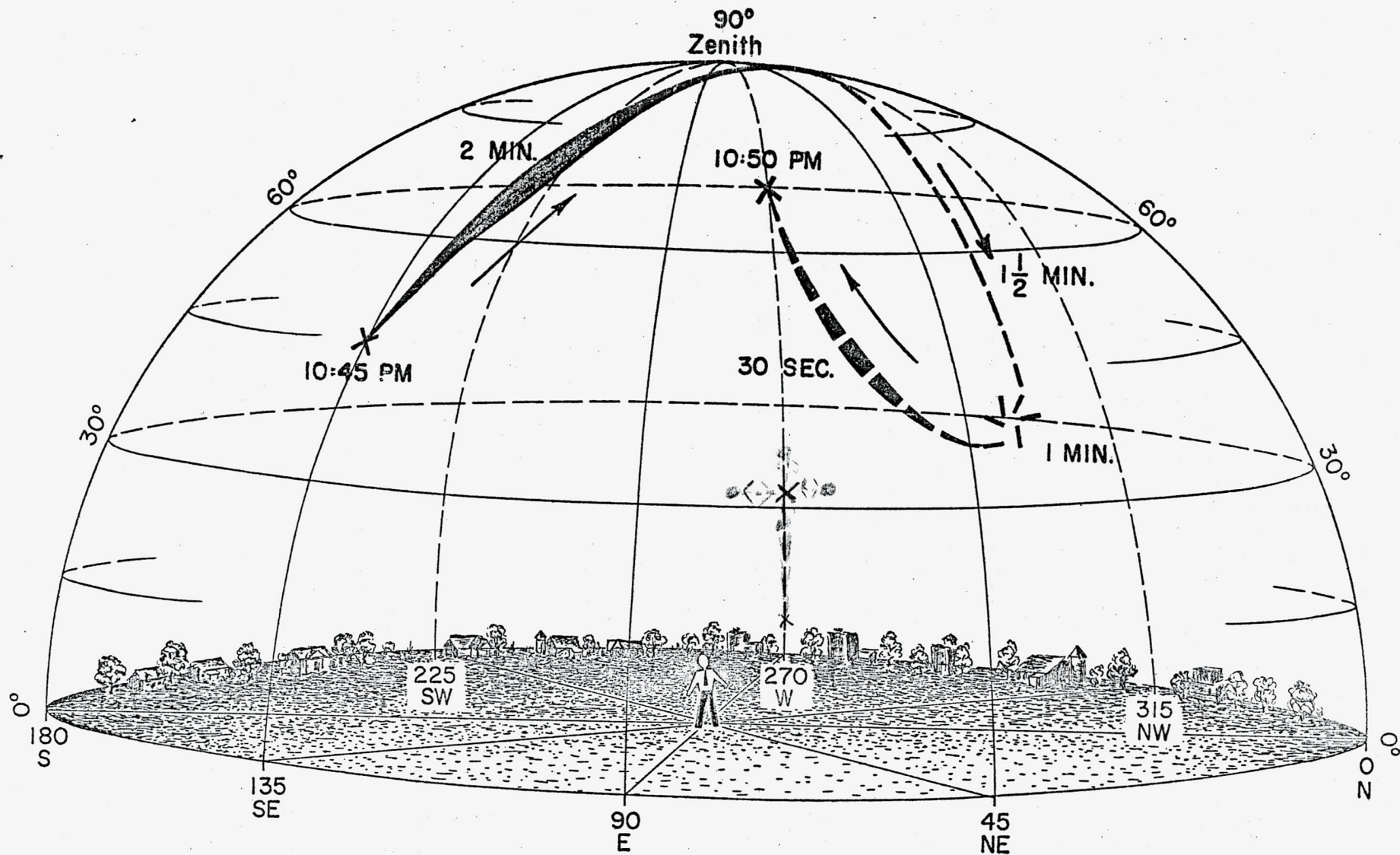
4. FURTHER INSTRUCTIONS AND INFORMATION:

a. Relatively complex trajectories can easily be shown on a diagram of this type. A number of objects sighted can also be indicated, as can any changing formation. The apparent size and shape of the object should be drawn in, preferably by the observer. In the case of an object changing shape or color, this likewise can be drawn in. As previously pointed out, the use of colored pencils to indicate change of color is very desirable.

b. The landscaping in the sky diagram is placed there to help visualization. If any prominent landmarks such as known mountains, buildings, water towers, or specific installations, trees, etc., are part of the sighting area, they should be incorporated into the drawing. These landmarks may later prove to be invaluable as location, plotting or reference points.

c. If you are familiar with the constellations or other heavenly bodies, indicate if possible, the relationship (and movements) of the object with respect to these bodies. This can be sketched on either page 6, item 33 or pages 9-10 of "Summary Data" sheet. Typical examples that can be easily illustrated: "...The object seemed to pass very slowly between the two bottom stars on the handle of the Big Dipper, which was in a vertical position, with the handle pointing down," or "...Object was about the size of a tennis ball -- and remained slightly below and about 15 degrees to the left of the moon."





(EXAMPLE SHEET)

8. IF you saw the object at NIGHT, TWILIGHT, or DAWN, what did you notice concerning the STARS and MOON?

8.1 STARS (Circle One):

- a. None
b. A few
c. Many
d. Don't remember

8.2 MOON (Circle One):

- a. Bright moonlight
b. Dull moonlight
c. No moonlight — pitch dark
d. Don't remember

9. Was the object brighter than the background of the sky?

(Circle One):

a. Yes

b. No

c. Don't remember

10. IF it was BRIGHTER THAN the sky background, was the brightness like that of an automobile headlight?:

(Circle One) a. A mile or more away (a distant car)?

- b. Several blocks away?
c. A block away?
d. Several yards away?
e. Other _____

11. Did the object:

(Circle One for each question)

- | | | | |
|---|-----|----|------------|
| a. Appear to stand still at any time? | Yes | No | Don't Know |
| b. Suddenly speed up and rush away at any time? | Yes | No | Don't Know |
| c. Break up into parts or explode? | Yes | No | Don't Know |
| d. Give off smoke? | Yes | No | Don't Know |
| e. Change brightness? | Yes | No | Don't Know |
| f. Change shape? | Yes | No | Don't Know |
| g. Flicker, throb, or pulsate? | Yes | No | Don't Know |

12. Did the object move behind something at anytime, particularly a cloud?

(Circle One):

Yes

No

Don't Know.

IF you answered YES, then tell what

it moved behind: _____

13. Did the object move in front of something at anytime, particularly a cloud?

(Circle One):

Yes

No

Don't Know.

IF you answered YES, then tell what

it moved in front of: _____

14. Did the object appear: (Circle One):

a. Solid?

b. Transparent?

c. Don't Know.

15. Did you observe the object through any of the following?

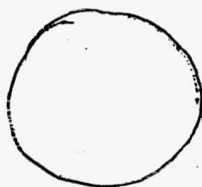
- | | | | | | |
|-----------------|-----|----|----------------|-----|----|
| a. Eyeglasses | Yes | No | e. Binoculars | Yes | No |
| b. Sun glasses | Yes | No | f. Telescope | Yes | No |
| c. Windshield | Yes | No | g. Theodolite | Yes | No |
| d. Window glass | Yes | No | h. Other _____ | | |

16. Tell in a few words the following things about the object.

a. Sound None

b. Color Red Orange

17. Draw a picture that will show the shape of the object or objects. Label and include in your sketch any details of the object that you saw such as wings, protrusions, etc., and especially exhaust trails or vapor trails. Place an arrow beside the drawing to show the direction the object was moving.



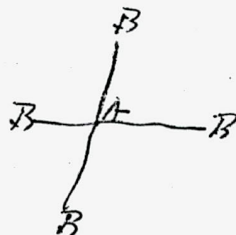
18. The edges of the object were:

- (Circle One): a. Fuzzy or blurred
- b. Like a bright star
- c. Sharply outlined
- d. Don't remember

e. Other _____

19. IF there was MORE THAN ONE object, then how many were there? _____
Draw a picture of how they were arranged, and put an arrow to show the direction that they were traveling.

20. Draw a picture that will show the motion that the object or objects made. Place an "A" at the beginning of the path, a "B" at the end of the path, and show any changes in direction during the course.



21. IF POSSIBLE, try to guess or estimate what the real size of the object was in its longest dimension.
about 80 feet.

22. How large did the object or objects appear as compared with one of the following objects *held in the hand* and at about arm's length?

(Circle One):

- | | |
|------------------|--|
| a. Head of a pin | g. Silver dollar |
| b. Pea | <input checked="" type="radio"/> h. Baseball |
| c. Dime | i. Grapefruit |
| d. Nickel | j. Basketball |
| e. Quarter | k. Other _____ |
| f. Half dollar | |

- 22.1 (Circle One of the following to indicate how certain you are of your answer to Question 22.

- | | |
|---|------------------|
| <input checked="" type="radio"/> a. Certain | c. Not very sure |
| <input type="radio"/> b. Fairly certain | d. Uncertain |

23. How did the object or objects disappear from view? about went out of eye

24. In order that you can give as clear a picture as possible of what you saw, we would like for you to imagine that you could construct the object that you saw. Of what type material would you make it? How large would it be, and what shape would it have? Describe in your own words a common object or objects which when placed up in the sky would give the same appearance as the object which you saw.

25. Where were you located when you saw the object?
(Circle One):

- a. Inside a building
- b. In a car
- c. Outdoors
- d. In an airplane
- e. At sea
- f. Other _____

26. Were you (Circle One)

- a. In the business section of a city?
- b. In the residential section of a city?
- c. In open countryside?
- d. Flying near an airfield?
- e. Flying over a city?
- f. Flying over open country?
- g. Other _____

27. What were you doing at the time you saw the object, and how did you happen to notice it?

STANDING ALONG SIDE A CAR

28. IF you were MOVING IN AN AUTOMOBILE or other vehicle at the time, then complete the following questions:

28.1 What direction were you moving? (Circle One)

- | | | | |
|--------------|--------------|--------------|--------------|
| a. North | c. East | e. South | g. West |
| b. Northeast | d. Southeast | f. Southwest | h. Northwest |

28.2 How fast were you moving? _____ miles per hour.

28.3 Did you stop at any time while you were looking at the object?

(Circle One) Yes No

29. What direction were you looking when you first saw the object? (Circle One)

- | | | | |
|--------------|--------------|--------------|--|
| a. North | c. East | e. South | <input checked="" type="radio"/> g. West |
| b. Northeast | d. Southeast | f. Southwest | h. Northwest |

30. What direction were you looking when you last saw the object? (Circle One)

- | | | | |
|--------------|--------------|--------------|--|
| a. North | c. East | e. South | <input checked="" type="radio"/> g. West |
| b. Northeast | d. Southeast | f. Southwest | h. Northwest |

31. If you are familiar with bearing terms (angular direction), try to estimate the number of degrees the object was from true North and also the number of degrees it was upward from the horizon (elevation).


31.1 When it first appeared:

- a. From true North 210° degrees.
- b. From horizon 20° degrees.

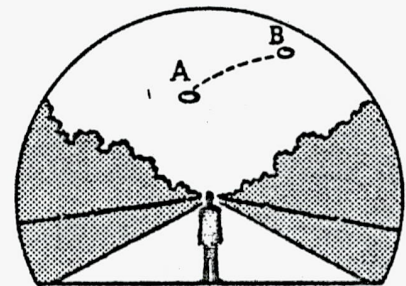

31.2 When it disappeared:

- a. From true North 210° degrees.
- b. From horizon 15° degrees.

32. In the following sketch, imagine that you are at the point shown. Place an "A" on the curved line to show how high the object was above the horizon (skyline) when you *first* saw it. Place a "B" on the same curved line to show how high the object was above the horizon (skyline) when you *last* saw it.



33. In the following larger sketch place an "A" at the position the object was when you *first* saw it, and a "B" at its position when you *last* saw it. Refer to smaller sketch as an example of how to complete the larger sketch.



34. What were the weather conditions at the time you saw the object?

34.1 CLOUDS (Circle One)

- a. Clear sky
- b. Hazy
- c. Scattered clouds
- d. Thick or heavy clouds
- e. Don't remember

34.2 WIND (Circle One)

- a. No wind
- b. Slight breeze
- c. Strong wind
- d. Don't remember

34.3 WEATHER (Circle One)

- a. Dry
- b. Fog, mist, or light rain
- c. Moderate or heavy rain
- d. Snow
- e. Don't remember

34.4 TEMPERATURE (Circle One)

- a. Cold
- b. Cool
- c. Warm
- d. Hot
- e. Don't remember

35. When did you report to some official that you had seen the object?

1 12 66
 Day Month Year

36. Was anyone else with you at the time you saw the object?

(Circle One) Yes No

36.1 IF you answered YES, did they see the object too?

(Circle One) Yes No

36.2 Please list their names and addresses:



Valley e. Ty

37. Was this the first time that you had seen an object or objects like this?

(Circle One) Yes No

37.1 IF you answered NO, then when, where, and under what circumstances did you see other ones?

38. In your opinion what do you think the object was and what might have caused it?

u.k.n

39. Do you think you can estimate the speed of the object?

(Circle One) Yes No

IF you answered YES, then what speed would you estimate? _____ m.p.h.

40. Do you think you can estimate how far away from you the object was?

(Circle One) Yes No

IF you answered YES, then how far away would you say it was? _____ feet.

41. Please give the following information about yourself:

NAME [Redacted] Last Name [Redacted] First Name [Redacted] Middle Name _____

ADDRESS Fire Hall Street Valley City City Zone N. Dak State

TELEPHONE NUMBER [Redacted]

What is your present job? Police PATROLMAN (city of valley city)

Age 25 Sex M

Please indicate any special educational training that you have had.

- a. Grade school ✓
- b. High school 1 year
- c. College _____
- d. Post graduate _____
- e. e. Technical school _____ (Type) _____
- f. Other special training _____

42. Date you completed this questionnaire: 6 Day 12 Month 56 Year

U. S. AIR FORCE TECHNICAL INFORMATION SHEET

This questionnaire has been prepared so that you can give the U. S. Air Force as much information as possible concerning the unidentified aerial phenomenon that you have observed. Please try to answer as many questions as you possibly can. The information that you give will be used for research purposes, and will be regarded as confidential material. Your name will not be used in connection with any statements, conclusions, or publications without your permission. We request this personal information so that, if it is deemed necessary, we may contact you for further details.

1. When did you see the object?

1 / 12 / 56
Day Month Year

2. Time of day: 1 / 30
Hour Minutes

(Circle One): A.M. or P.M.

3. Time zone:

(Circle One): a. Eastern

b. Central

c. Mountain

d. Pacific

e. Other _____

(Circle One): a. Daylight Saving

b. Standard

4. Where were you when you saw the object?

Valley city / Valley city / N. DAK
Nearest Postal Address City or Town State or Country

Additional remarks: _____

5. Estimate how long you saw the object. _____ / 12 / _____
Hours Minutes Seconds

5.1 Circle one of the following to indicate how certain you are of your answer to Question 5.

a. Certain
 b. Fairly certain

c. Not very sure
d. Just a guess

6. What was the condition of the sky?

(Circle One): a. Bright daylight
b. Dull daylight
c. Bright twilight

d. Just a trace of daylight
 e. No trace of daylight
f. Don't remember

7. IF you saw the object during DAYLIGHT, TWILIGHT, or DAWN, where was the SUN located as you looked at the object?

(Circle One): a. In front of you
b. In back of you
c. To your right

d. To your left
e. Overhead
f. Don't remember

U. S. AIR FORCE TECHNICAL INFORMATION SHEET
(SUMMARY DATA)

In order that your information may be filed and coded as accurately as possible, please use the following space to write out a short description of the event that you observed. You may repeat information that you have already given in the questionnaire, and add any further comments, statements, or sketches that you believe are important. Try to present the details of the observation in the order in which they occurred. Additional pages of the same size paper may be attached if they are needed.

NAME _____

(Please Print)

(Do Not Write in This Space)

SIGNATURE _____

CODE:

DATE 12/6/56

TIME 1:20 AM DATE 12/1/56 PLACE* LAT. 46.56 N LONG. 98.0 W

WHILE MY PARTNER AND I WERE CHECKING THE CITY AIRPORT GROUNDS, WHICH IS PART OF THE REGULAR NIGHT DUTY, WE STOPPED THE CAR FOR A MINUTE AND STEPPED OUT OF THE CAR. WE HAPPENED TO NOTICE THIS OBJECT IN THE SKY. AT THAT TIME THE OBJECT WAS STRAIGHT WEST OF OUR POSITION AND WHEN FIRST OBSERVED IT SEEMED TO BE MOVING VERTICALLY AND LATERALLY FROM A STATIONARY POSITION. WE DROVE IN THE DIRECTION OF THE OBJECT AND IT SEEMED TO MOVE AWAY FROM US AT A HIGH RATE OF SPEED IN A WESTERLY DIRECTION. WE CALLED BACK TO THE STATION BY POLICE RADIO WHEN WE FIRST SAW THE OBJECT AND OUR RECEPTION AT THE STATION WAS GOOD, BUT AS WE PROCEEDED AWAY FROM THE STATION A FEW MILES THE STATION COULD NOT RECEIVE US. THIS IS ABNORMAL BECAUSE WE HAVE A RANGE OF 36 MILES OR MORE AND THE RECEPTION HAD BEEN NORMAL DURING THE EVENING BEFORE THE OBJECT WAS SEEN AND THEN AGAIN VERY SOON AFTER THE OBJECT DISAPPEARED. STATION CONTACT WAS ALSO DISRUPTED WITH OTHER STATIONS WEST OF OUR CITY WHICH HAD NO BEEN SO 20 MINUTES BEFORE OBJECT WAS REPORTED AND ALMOST AS SOON AS THE OBJECT WENT OUT OF SIGHT.

RAD WEATHER CONDITIONS HAVE EFFECTED RADIO TRAFFIC ON OTHER OCCASIONS DURING STORMS AND CLOUDY NIGHTS BUT ON NIGHTS THAT CLEAR SKYS PREVAIL OUR TRAFFIC IS GOOD.

UFO OBSERVERS INSTRUCTION SHEET
(Sky Diagram)

1. GENERAL:

a. The diagram represents all of the sky normally visible to the observer, who is pictured standing under the center of the "dome" of the sky. It is designed to show a three-dimensional view of the area centered around the observer at the time of the UFO sighting.

b. The position of any object in the sky can be described by giving its elevation, or angle upward from the horizon, and its bearing or angle along the horizon, eastward from north.

(1) Illustrations:

(a) Elevation is 0 degrees for an object on the horizon, and 90 degrees for the point directly over the observer (zenith). Thus, an object half-way up from the horizon to the zenith has an elevation of 45 degrees.

(b) Bearing (or "azimuth") is the angle along the horizon, starting from north and moving clockwise eastward. Thus, an object directly toward the east, no matter what its elevation is above the horizon, has a bearing of 90 degrees, an object in the south has a bearing of 180 degrees; toward the west, 270 degrees and so on. North is, of course, zero.

EXAMPLE: An object is seen in the northeast and one-third way up from horizon to overhead. Thus, the object has a bearing of 45 degrees, and elevation of 30 degrees. Similarly, an object having a bearing of 180 degrees and an elevation of 60 degrees would be seen directly south and two-thirds of the way up from the horizon.

2. PLOTTING THE COURSE OF AN OBJECT ON THE SKY DIAGRAM:

a. The path of an object across the sky can be shown completely on this diagram simply by connecting with a curved or straight line the various positions the object successively occupies (see example sheet). To aid visualization, the path on the western side of the sky is represented by broken lines; the eastern side in solid lines. Direction of the object is indicated by arrows. The duration of the sighting can be shown by indicating the time at the position, where the object was first and last observed. Where possible, the time at various intermediate positions occupied by the object should also be shown.

b. The diagram can be made a more effective investigative and analytical tool by making the lines (showing the path of the object) thicker or thinner to indicate any varying brightness of the object observed. This is especially valuable when the object appeared only as a moving light at night. Thus, if a light becomes brighter and then gradually fades, it can be represented by a line becoming increasingly thicker and then gradually thinning out to nothing.

c. Use of colored pencils is especially recommended if the object changes color or hue during the sighting.

3. EXAMPLE OF DIAGRAM USE:

a. Verbal Description of Example Sighting: Object was first sighted in the southeast, about half-way up from the horizon to overhead, at 10:45 PM local time. Its shape or outline was hazy, but appeared round and about the size of a pea (at arm's length) from where observed. It was dim at first but brightened considerably as it got higher in the sky. Its color at this point was bluish white. After about two minutes it crossed to the western part of the sky a little to the north of overhead (zenith) and continued its flight toward the west. At this point its color appeared yellowish white. The light went dim when it got two-thirds of the way to the horizon. It then stopped and hovered for about one minute and then climbed rapidly, going toward the southwest and getting brighter. In less than thirty seconds, it had climbed to an elevation of approximately 60 degrees, and then the light went out abruptly.

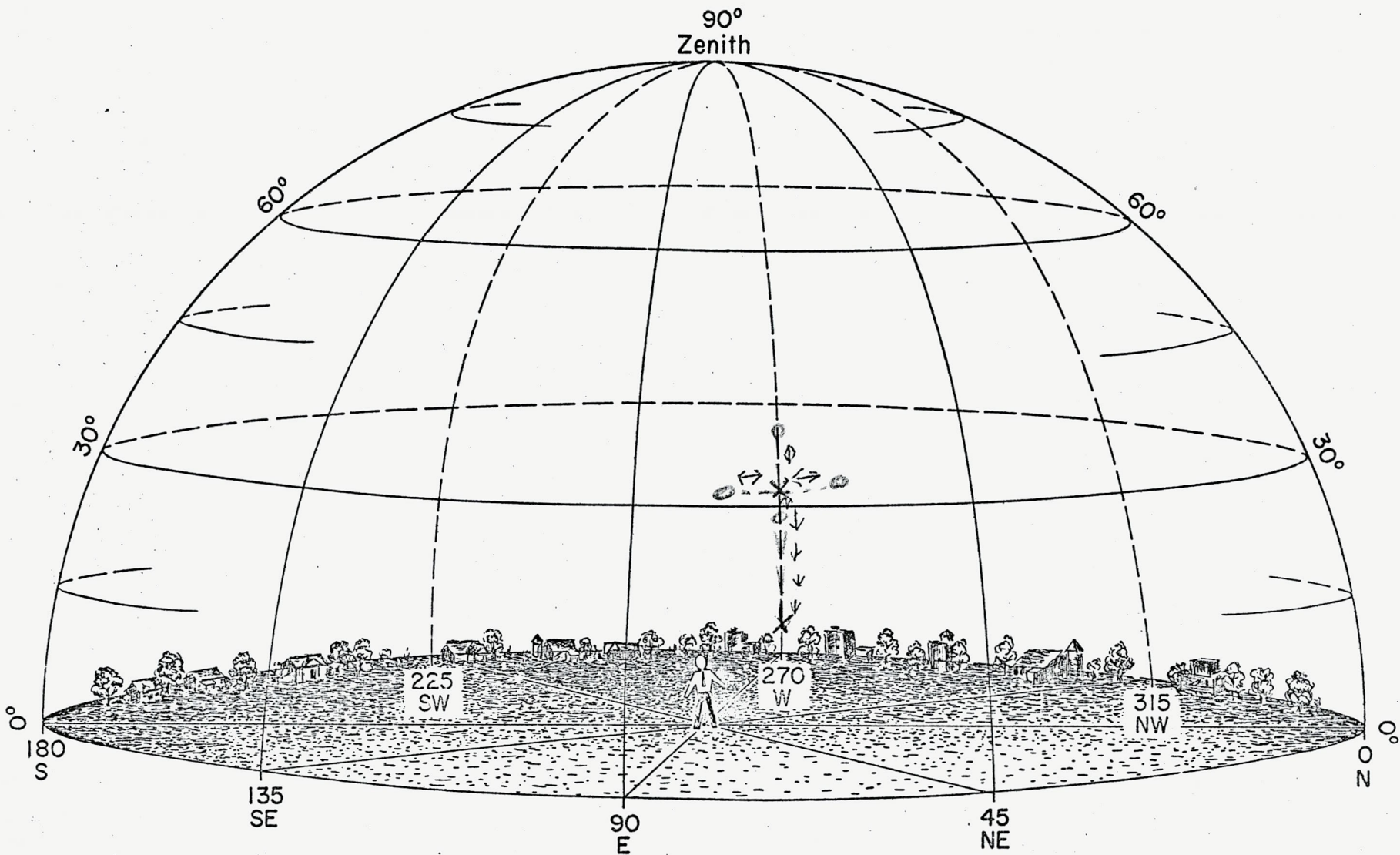
b. Pictorial Description of the Sighting: By referring to the example sheet, notice how simply the above sighting can be portrayed and described, without words, on the example diagram attached here. Note the starting point at bearing 135 degrees (southeast) and elevation 45 degrees (half-way up from the horizon) at 10:45 PM (military time, 2245), and the arrow marking direction of flight. Note also the varying thickness of the line to denote changes in brightness, and the use of the dotted line to indicate its path in the western part of the sky. The "time indications" along the path - 2 minutes to get to the meridian (the north-south overhead line), the hovering for 1 minute, and the ascent in 30 seconds to its complete disappearance, are all shown with a few lines. Thus, the entire sighting can be represented easily on one diagram.

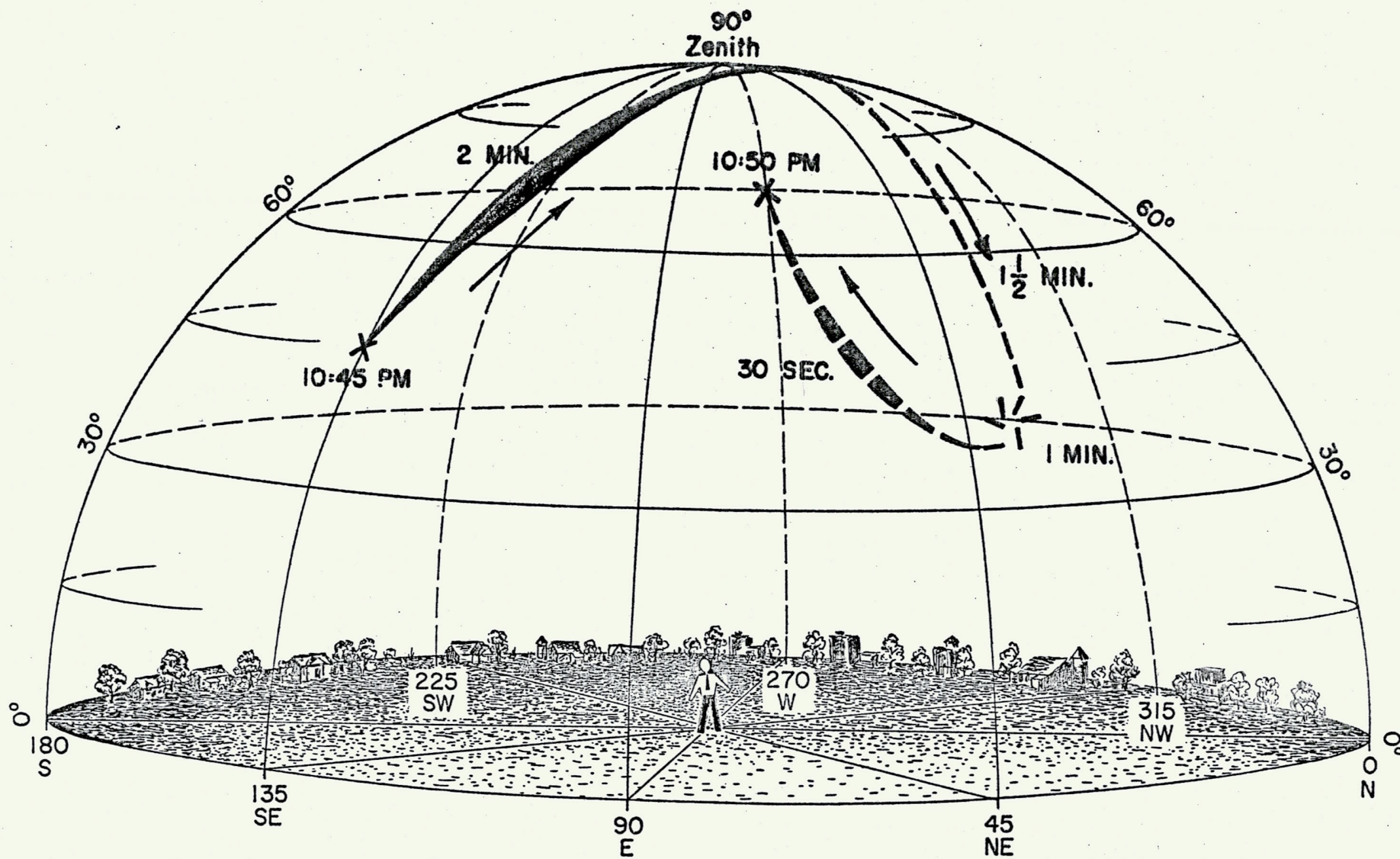
4. FURTHER INSTRUCTIONS AND INFORMATION:

a. Relatively complex trajectories can easily be shown on a diagram of this type. A number of objects sighted can also be indicated, as can any changing formation. The apparent size and shape of the object should be drawn in, preferably by the observer. In the case of an object changing shape or color, this likewise can be drawn in. As previously pointed out, the use of colored pencils to indicate change of color is very desirable.

b. The landscaping in the sky diagram is placed there to help visualization. If any prominent landmarks such as known mountains, buildings, water towers, or specific installations, trees, etc., are part of the sighting area, they should be incorporated into the drawing. These landmarks may later prove to be invaluable as location, plotting or reference points.

c. If you are familiar with the constellations or other heavenly bodies, indicate if possible, the relationship (and movements) of the object with respect to these bodies. This can be sketched on either page 6, item 33 or pages 9-10 of "Summary Data" sheet. Typical examples that can be easily illustrated: "...The object seemed to pass very slowly between the two bottom stars on the handle of the Big Dipper, which was in a vertical position, with the handle pointing down," or "...Object was about the size of a tennis ball -- and remained slightly below and about 15 degrees to the left of the moon."





(EXAMPLE SHEET)